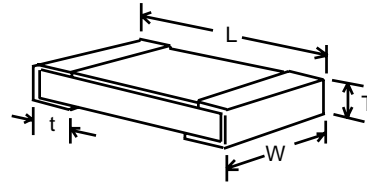


TEMPERATURE SENSITIVE CHIP RESISTORS

FLP SERIES



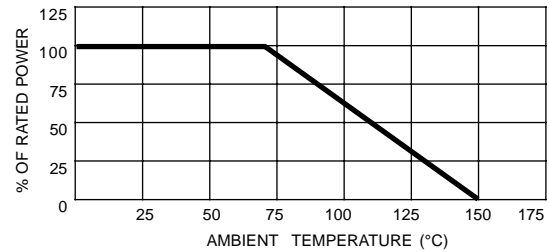
- Excellent stability and PTC linearity
- Economically priced
- Fast response time
- Operating temp. -65°C to +150°C
- Standard tolerance: ±1%, ±2%, ±5%
- Refer to MLP Series for additional SM PTC resistor selection from (1.5Ω to 100K, +150 to +4500ppm)



Available TCR*	TCR Tolerance
+3000 ppm/°C	5%
+3300 ppm/°C	5%
+3600 ppm/°C	5%
+4000 ppm/°C	5%
+4500 ppm/°C	5%
+5000 ppm/°C	5%

*Standard T.C.R.'s shown; additional T.C.R.'s available upon request.

DERATING

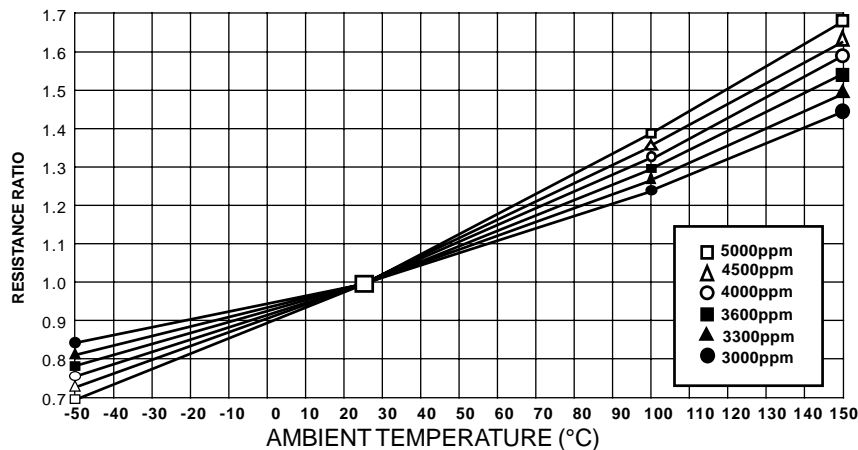


SPECIFICATIONS

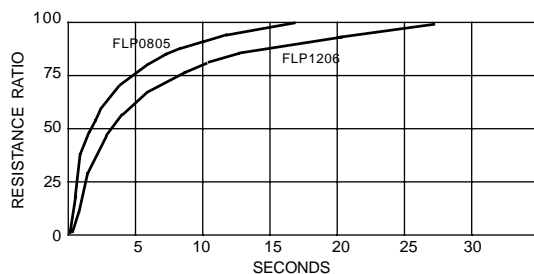
RCD Type	Wattage Rating @70°C	Resistance Range *	Thermal Dissipation	Response Time	L ±.008 [.2]	W ±.006 [.2]	T ±.006 [.15]	t ± .008 [.2]
FLP0805	.125W	50Ω to 2KΩ	8.2mW/°C	4 Sec.	.079 [2.0]	.050 [1.25]	.018 [.4]	.016 [.4]
FLP1206	.25W	50Ω to 10KΩ	9mW/°C	6.5 Sec.	.126 [3.2]	.061 [1.55]	.024 [.6]	.020 [.5]

*Consult factory for resistance values outside the standard range. Entire resistance range isn't available in each TC, consult factory for availability.

RESISTANCE/TEMPERATURE CURVE



THERMAL RESPONSE TIME



P/N DESIGNATION:

FLP1206 - 102 - J T 332 W
RCD Type _____
Resis. Code 1%: 3 signif. figures & multiplier (10R0=10Ω, 1000=100Ω, 1001=1KΩ, 1002=10KΩ, etc.)
Resis. Code 2%-10%: 2 signif. digits & multiplier (100=10Ω, 101=100Ω, 102=1KΩ, 103=10K, etc.)
Tolerance: G= ±2%, J= ±5%, K=±10%
Packaging: B = Bulk, T = Tape & Reel
Temperature Coefficient in 3-Digit Code: 302=3000ppm, 452=4500ppm, 502=5000ppm
Termination: W= Lead-free, Q= Tin/Lead (leave blank if either is acceptable)