


FEATURES

- 14.40 –15.40GHz Bandwidth
- Input/Output Impedance Matched to 50 Ohms
- +36.0 dBm Output Power at 1dB Compression
- 5.0 dB Power Gain at 1dB Compression
- 25% Power Added Efficiency
- -43 dBc IM3 at $P_o = 25.0$ dBm SCL
- 100% Tested for DC, RF, and R_{TH}



ELECTRICAL CHARACTERISTICS ($T_a = 25^\circ\text{C}$)



Caution! ESD sensitive device.

SYMBOL	PARAMETERS/TEST CONDITIONS ¹	MIN	TYP	MAX	UNITS
P_{1dB}	Output Power at 1dB Compression $f = 14.40\text{-}15.40\text{GHz}$ $V_{DS} = 10\text{ V}, I_{DSQ} \approx 1100\text{mA}$	35.5	36.0		dBm
G_{1dB}	Gain at 1dB Compression $f = 14.40\text{-}15.40\text{GHz}$ $V_{DS} = 10\text{ V}, I_{DSQ} \approx 1100\text{mA}$	4.5	5.0		dB
ΔG	Gain Flatness $f = 14.40\text{-}15.40\text{GHz}$ $V_{DS} = 10\text{ V}, I_{DSQ} \approx 1100\text{mA}$			± 0.6	dB
PAE	Power Added Efficiency at 1dB Compression $V_{DS} = 10\text{ V}, I_{DSQ} \approx 1100\text{mA}$ $f = 14.40\text{-}15.40\text{GHz}$		25		%
I_{d1dB}	Drain Current at 1dB Compression $f = 14.40\text{-}15.40\text{GHz}$		1100	1400	mA
IM3	Output 3rd Order Intermodulation Distortion $\Delta f = 10\text{ MHz}$ 2-Tone Test; $P_{out} = 25.0\text{ dBm}$ S.C.L. ² $V_{DS} = 10\text{ V}, I_{DSQ} \approx 65\% I_{DSS}$ $f = 15.40\text{GHz}$	-40	-43		dBc
I_{DSS}	Saturated Drain Current $V_{DS} = 3\text{ V}, V_{GS} = 0\text{ V}$		2080	2880	mA
V_P	Pinch-off Voltage $V_{DS} = 3\text{ V}, I_{DS} = 20\text{ mA}$		-2.5	-4.0	V
R_{TH}	Thermal Resistance ³		5.5	6.0	$^\circ\text{C/W}$

Note: 1. Tested with 100 Ohm gate resistor.
2. S.C.L. = Single Carrier Level.
3. Overall R_{th} depends on case mounting.

ABSOLUTE MAXIMUM RATING FOR EFD

SYMBOLS	PARAMETERS	ABSOLUTE ¹	CONTINUOUS ²
Vds	Drain-Source Voltage	15V	10V
Vgs	Gate-Source Voltage	-5V	-4V
Igf	Forward Gate Current	48mA	14.4mA
Igr	Reverse Gate Current	-9.6mA	-2.4mA
Pin	Input Power	35.5dBm	@ 3dB Compression
Tch	Channel Temperature	175C	175C
Tstg	Storage Temperature	-65C to +175C	-65C to +175C
Pt	Total Power Dissipation	25W	25W

Note: 1. Exceeding any of the above ratings may result in permanent damage.
2. Exceeding any of the above ratings may reduce MTTF below design goals.

Specifications are subject to change without notice.



EIC1415-4

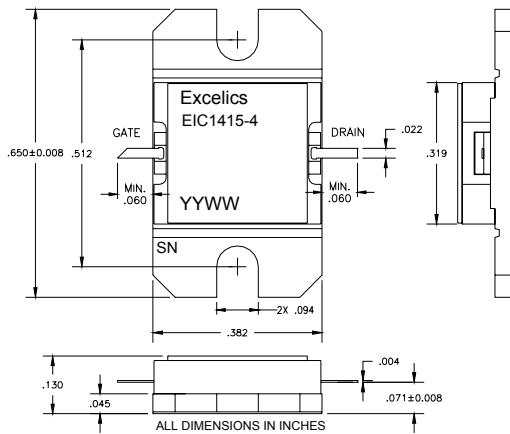
UPDATED 11/01/2007

14.40-15.40GHz 4-Watt Internally-Matched Power FET

PACKAGES OUTLINE

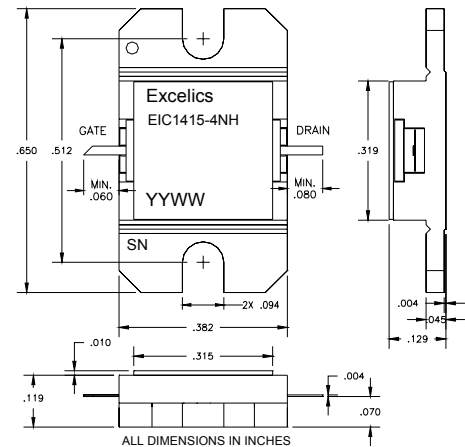
Dimensions in inches, Tolerance $\pm .005$ unless otherwise specified

EIC1415-4 (Hermetic)



Caution! ESD sensitive device.

EIC1415-4NH (Non-Hermetic)



Caution! ESD sensitive device.

ORDERING INFORMATION

Part Number	Packages	Grade ¹	f _{Test} (GHz)	P _{1dB} (min)	IM ₃ (min) ²
EIC1415-4	Hermetic	Industrial	14.40-15.40GHz	35.5	-40
EIC1415-4NH	Non-Hermetic	Industrial	14.40-15.40GHz	35.5	-40

- Notes: 1. Contact factory for military and hi-rel grades.
2. Exact test conditions are specified in "Electrical Characteristics" table.

DISCLAIMER

EXCELCIS SEMICONDUCTOR RESERVES THE RIGHT TO MAKE CHANGES WITHOUT FURTHER NOTICE TO ANY PRODUCTS HEREIN TO IMPROVE RELIABILITY, FUNCTION OR DESIGN. EXCELCIS DOES NOT ASSUME ANY LIABILITY ARISING OUT OF THE APPLICATION OR USE OF ANY PRODUCT OR CIRCUIT DESCRIBED HEREIN.

LIFE SUPPORT POLICY

EXCELCIS SEMICONDUCTOR PRODUCTS ARE NOT AUTHORIZED FOR USE AS CRITICAL COMPONENTS IN LIFE SUPPORT DEVICES OR SYSTEMS WITHOUT THE EXPRESS WRITTEN APPROVAL OF EXCELCIS SEMICONDUCTOR, INC. AS HERE IN:

- Life support devices or systems are devices or systems which, (a) are intended for surgical implant into the body, or (b) support or sustain life, or (c) whose failure to perform when properly used in accordance with instructions for use provided in the labeling, can be reasonably expected to result in significant injury to the user.
- A critical component is any component of a life support device or system whose failure to perform can be reasonably expected to cause the failure of the life support device or system, or to affect its safety or effectiveness

Specifications are subject to change without notice.

Excelics Semiconductor, Inc. 310 De Guigne Drive, Sunnyvale, CA 94085
Phone: 408-737-1711 Fax: 408-737-1868 Web: www.excelics.com

page 2 of 2
Revised November 2007