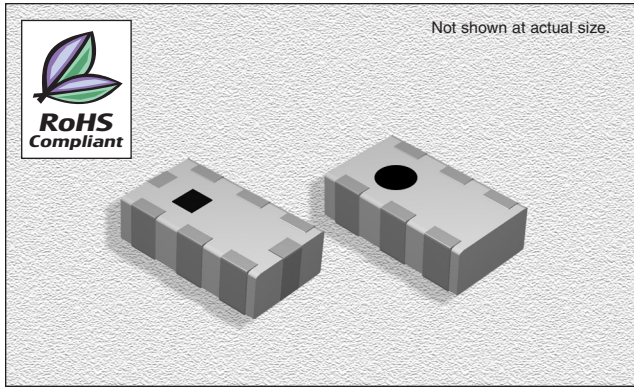


CTDIP2012F Series

2.4 GHz to 5.5 GHz



CHARACTERISTICS

Description: Multi-layer Chip Diplexer
Applications: 2.4GHz/5 GHz Dual-Band WLAN
Packaging: Tape & Reel
Polarity Marking: Marking is on the upper surface of the unit
Additional Information: Additional electrical & physical information available upon request
Samples available. See website for ordering information.

FEATURES

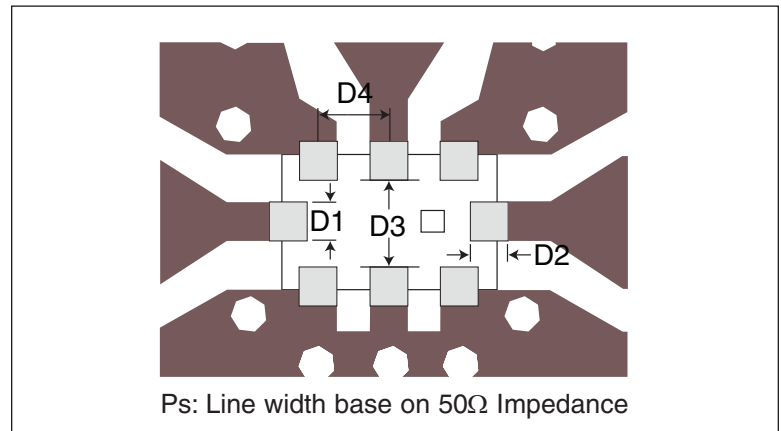
- Miniaturized
- Low insertion loss
- High rejection at lower stop band and 2nd harmonic band

SPECIFICATIONS

Part Number	Frequency (MHz)	Insertion Loss (dB Max.)	Attenuation (dB Min.)
CTDIP2012T2455AF	2400-2500	0.7	20dB @ 4.9-5.87GHz
	4900-5875	0.9	25dB @ 2.4-2.5GHz
CTDIP2012T2455BF	2400-2500	0.7	20dB @ 4.8-6.0GHz 18dB @ 7.2-7.5GHz
	4900-5875	1	20dB @ 2.4-2.5GHz 15dB @ 10.3-10.7GHz

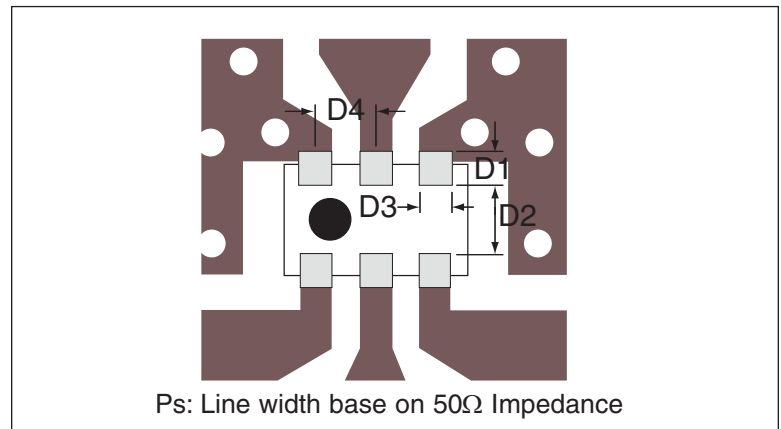
CTDIP2012T2455AF PAD LAYOUT DIMENSIONS

Size	D1	D2	D3	D4
mm	0.35±0.1	0.35±0.1	0.8±0.1	0.65±0.1
inches	0.014±0.0039	0.014±0.0039	0.031±0.0039	0.025±0.0039



CTDIP2012T2455BF PAD LAYOUT DIMENSIONS

Size	D1	D2	D3	D4
mm	0.35±0.1	0.75±0.1	0.35±0.1	0.65±0.1
inches	0.014±0.0039	0.029±0.0039	0.014±0.0039	0.025±0.0039

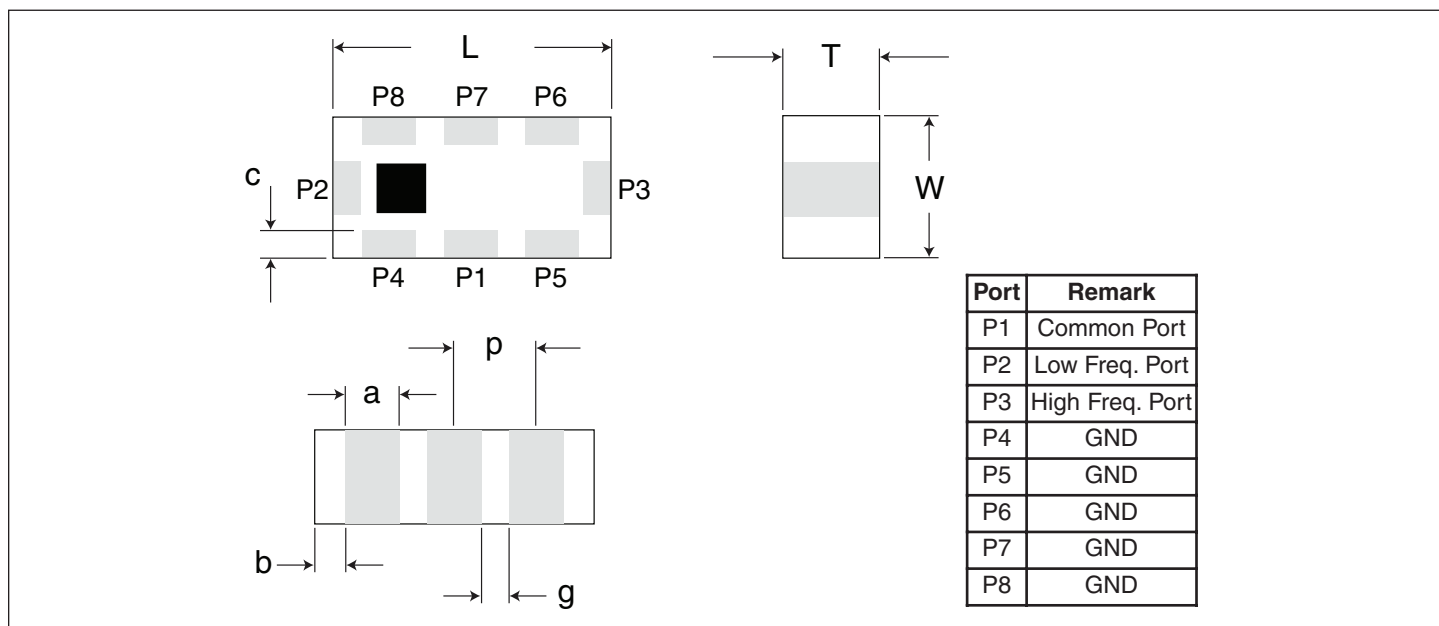


03.20.07

CTDIP2012F Series

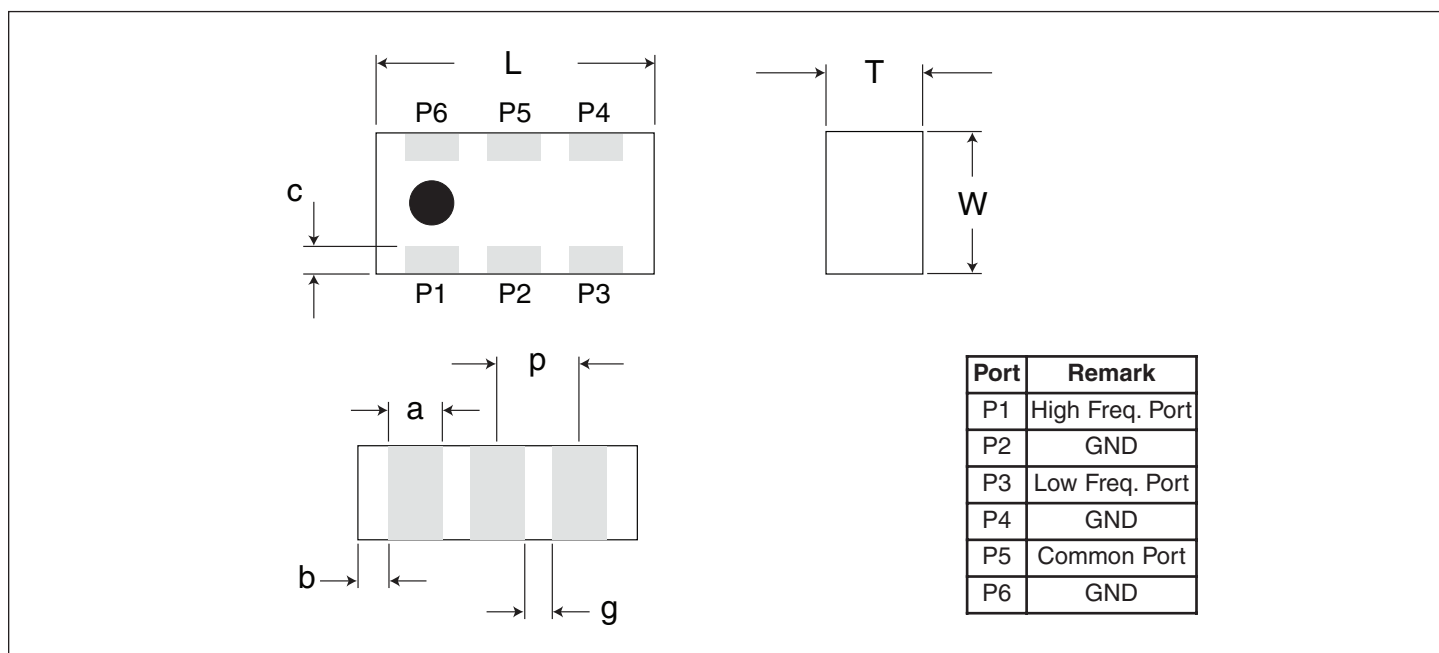
CTDIP2012T2455AF PHYSICAL DIMENSIONS

Size	L	W	T	a	b	c	g	p
mm	2.0±0.1	1.25±0.1	0.7±0.1	0.3±0.1	0.2±0.1	0.3±0.15	0.35±0.1	0.65±0.1
inches	0.079±0.0039	0.050±0.0039	0.027±0.0039	0.012±0.0039	0.0079±0.0039	0.012±0.0059	0.014±0.0039	0.025±0.0039



CTDIP2012T2455BF PHYSICAL DIMENSIONS

Size	L	W	T	a	b	c	g	p
mm	2.0±0.1	1.25±0.1	0.7±0.1	0.3±0.1	0.2±0.1	0.3±0.15	0.35±0.1	0.65±0.1
inches	0.079±0.0039	0.050±0.0039	0.027±0.0039	0.012±0.0039	0.0079±0.0039	0.012±0.0059	0.014±0.0039	0.025±0.0039



03.20.07