



CHENMKO ENTERPRISE CO.,LTD

CHP222MPT

SURFACE MOUNT SWITCHING DIODE

VOLTAGE 80 Volts CURRENT 0.1 Ampere


Lead free devices

APPLICATION
* Ultra high speed switching

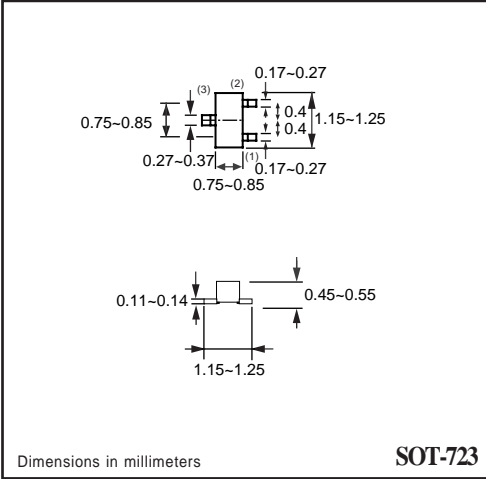
FEATURE
* Small surface mounting type. (SOT-723)
* High speed. ($T_{RR}=1.5nSec$ Typ.)
* Suitable for high packing density.
* Maximum total power dissipation is 150mW.
* Peak forward current is 300mA.

CONSTRUCTION
* Silicon epitaxial planar

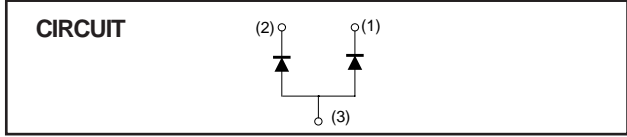
marking
* 21



SOT-723



SOT-723



MAXIMUM RATINGS (At $T_A = 25^\circ C$ unless otherwise noted)

RATINGS	SYMBOL	CHP222MPT	UNITS
Maximum Recurrent Peak Reverse Voltage	V_{RRM}	80	Volts
Maximum RMS Voltage	V_{RMS}	56	Volts
Maximum DC Blocking Voltage	V_{DC}	80	Volts
Maximum Average Forward Rectified Current	I_o	0.1	Amps
Peak Forward Surge Current at 1uSec.	I_{FSM}	4.0	Amps
Typical Junction Capacitance between Terminal (Note 1)	C_J	3.5	pF
Maximum Reverse Recovery Time (Note 2)	T_{RR}	4.0	nSec
Maximum Operating Temperature Range	T_J	+150	$^\circ C$
Storage Temperature Range	T_{STG}	-55 to +150	$^\circ C$

ELECTRICAL CHARACTERISTICS (At $T_A = 25^\circ C$ unless otherwise noted)

CHARACTERISTICS	SYMBOL	CHP222MPT	UNITS
Maximum Instantaneous Forward Voltage at $I_F = 100mA$	V_F	1.20	Volts
Maximum Average Reverse Current at $V_R = 70V$	I_R	0.1	uAmps

NOTES : 1. Measured at 1.0 MHz and applied reverse voltage of 6.0 volts.
 2. Measured at applied forward current of 5mA and reverse voltage of 6.0 volts.
 3. ESD sensitive product handling required.

RATING CHARACTERISTIC CURVES (CHP222MPT)

FIG. 1 - TYPICAL FORWARD CURRENT DERATING CURVE

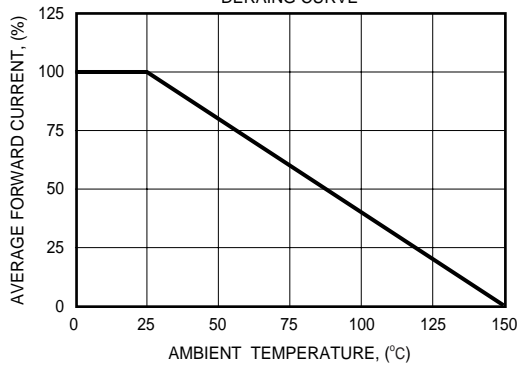


FIG. 2 - FORWARD CHARACTERISTICS

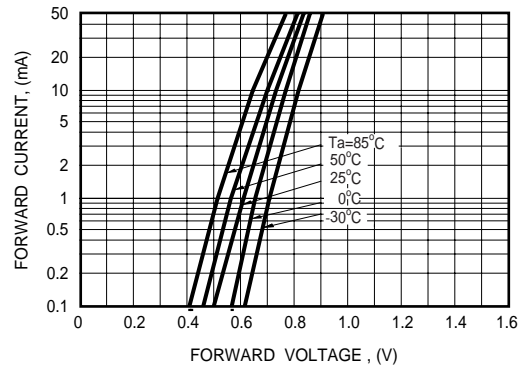


FIG. 3 - REVERSE CHARACTERISTICS

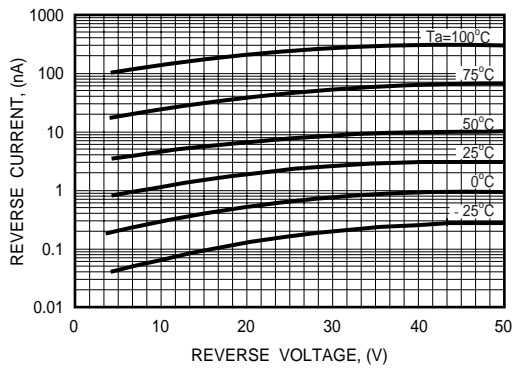


FIG. 4 - TYPICAL JUNCTION CAPACITANCE

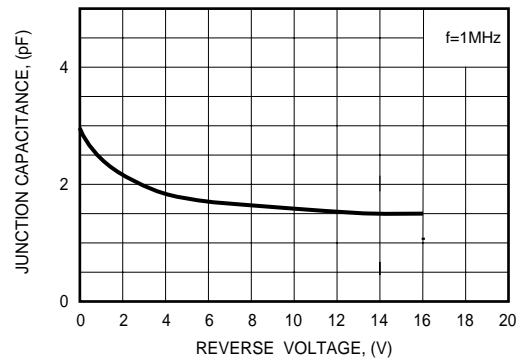


FIG. 5 - REVERSE RECOVERY TIME

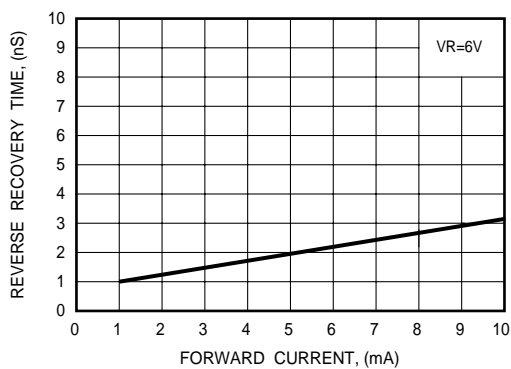


FIG. 6 - REVERSE RECOVERY TIME MEASUREMENT CIRCUIT

