

# THICK FILM SURFACE MOUNT NETWORKS SMALL OUTLINE MOLDED DIP

## SMN16 SERIES




Term.W is  
RoHS  
compliant  
& 260°C  
compatible

### Choice of gull-wing or J-lead styles!

RCD's SMN series feature SOIC-type packaging with gull-wing leads, or SOJ type with leads formed under the body for even greater space savings. The molded construction results in excellent moisture resistance, and compliant leads prevent solder joint fatigue under vibration and thermal shock conditions.

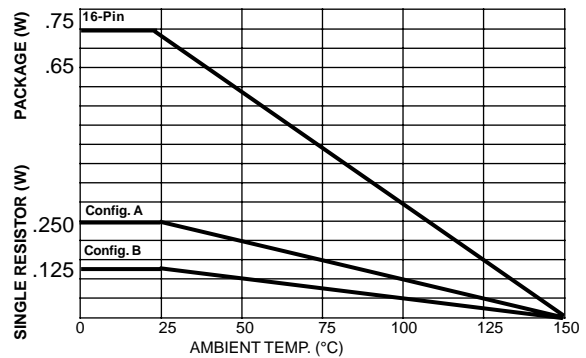
- Epoxy-molded for excellent environmental performance
- Standard tolerance:  $\pm 5\%$  (1%, 2% available)
- Temperature coefficient:  $\pm 100\text{ppm}/^\circ\text{C}$  typical
- Available on 24mm embossed plastic tape or magazine tube



### POWER RATING

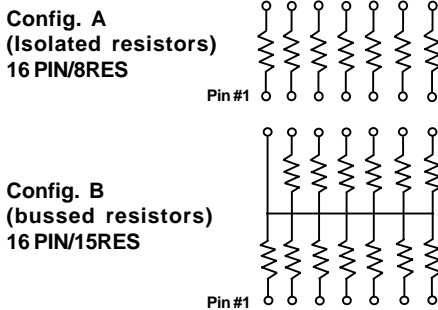
Config. Type	Single Resistor		Package	
	@ 25°C	@ 70°C	@ 25°C	@ 70°C
A	.25W	.16W	.75W	.5W
B	.125W	.08W	.75W	.5W

### DERATING



### STANDARD CONFIGURATIONS

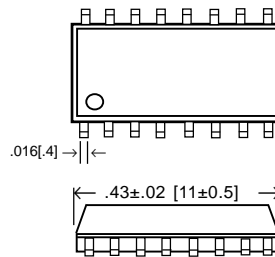
(Custom circuits available.)



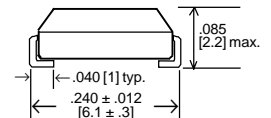
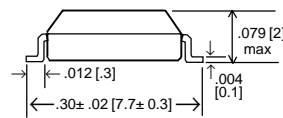
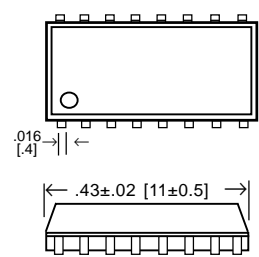
### SPECIFICATIONS, TYPICAL

Resistance Range	33Ω to 3.3 Meg
Resistance Tolerance	$\pm 1, 2, 5, 10\%$
Voltage Rating	25VDC or $\sqrt{\text{PR}}$ (whichever is less)
Temperature Range	-55 to +150°C
Temperature Coefficient	$\pm 200\text{ppm}/^\circ\text{C}$
T.C. Tracking	50ppm/°C
Voltage Coefficient	<50 ppm/ V Typ.
Thermal Shock	$\pm 0.5\% + .05\Omega$
Short-Time Overload	$\pm .25\% + .05\Omega$
Resistance to Solder Heat	$\pm .25\% + .05\Omega$
Moisture Resistance	$\pm 0.5\% + .05\Omega$
Load Life (1000 hours)	$\pm 1.0\% + .05\Omega$
Dielectric Strength	200V Min.

### S Type (SOIC)



### J Type (SOJ)



### P/N DESIGNATION:

**SMN 16 A S - 102 - J B W**

**RCD Type** SMN 16 A S - 102 - J B W

**Number of Pins** (16 is standard)

**Configuration:** A=Isolated, B=Bussed

**Package Style:** S= SOIC, J = SOJ

**Resis.Code 1%:** 3 signif. figures & multiplier (10R0=10Ω, 1000=100Ω, 1001=1K, 1002=10K, 1003=100K, 1004=1M)

**Resis.Code 2%-5%:** 2 signif. figures & multiplier (100=10Ω, 101=100Ω, 102=1KΩ, 103=10K, 104=100K, 105=1M, etc.)

**Tolerance:** J=5% (standard), G=2%, F=1%

**Packaging:** B = Bulk, M = Magazine, T = Plastic Tape

**Termination:** W= Lead-free, Q= Tin/Lead (leave blank if either is acceptable)