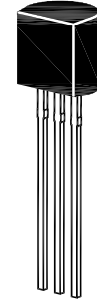


# BC556...BC560

## PNP Silicon Epitaxial Planar Transistor

for switching and AF amplifier applications

These transistors are subdivided into three groups A, B and C according to their current gain.



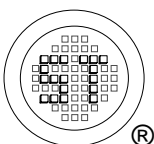
1. Collector 2. Base 3. Emitter  
TO-92 Plastic Package

### Absolute Maximum Ratings ( $T_a = 25\text{ }^\circ\text{C}$ )

Parameter	Symbol	Value	Unit
Collector Base Voltage	$-V_{CBO}$	BC556	80
		BC557, BC560	50
		BC558, BC559	30
Collector Emitter Voltage	$-V_{CEO}$	BC556	65
		BC557, BC560	45
		BC558, BC559	30
Emitter Base Voltage	$-V_{EBO}$	5	V
Collector Current (DC)	$-I_C$	100	mA
Peak Collector Current	$-I_{CM}$	200	mA
Total Power Dissipation	$P_{tot}$	500	mW
Junction Temperature	$T_j$	150	$^\circ\text{C}$
Storage Temperature Range	$T_s$	- 65 to + 150	$^\circ\text{C}$


### Characteristics at $T_a = 25\text{ }^\circ\text{C}$

Parameter	Symbol	Min.	Max.	Unit
DC Current Gain at $-V_{CE} = 5\text{ V}$ , $-I_C = 2\text{ mA}$ Current Gain Group	A	110	220	-
	B	200	450	-
	C	420	800	-
Collector Base Cutoff Current at $-V_{CB} = 30\text{ V}$	$-I_{CBO}$	-	15	nA
Emitter Base Cutoff Current at $-V_{EB} = 5\text{ V}$	$-I_{EBO}$	-	100	nA
Collector Base Breakdown Voltage at $-I_C = 100\text{ }\mu\text{A}$	$-V_{(BR)CBO}$	BC556	80	-
		BC557, BC560	50	-
		BC558, BC559	30	-
Collector Emitter Breakdown Voltage at $-I_C = 2\text{ mA}$	$-V_{(BR)CEO}$	BC556	65	-
		BC557, BC560	45	-
		BC558, BC559	30	-
Emitter Base Breakdown Voltage at $-I_E = 100\text{ }\mu\text{A}$	$-V_{(BR)EBO}$	5	-	V



## SEMTECH ELECTRONICS LTD.

(Subsidiary of Sino-Tech International Holdings Limited, a company listed on the Hong Kong Stock Exchange, Stock Code: 724)



ISO/TS 16949 : 2002  
Certificate No. 05103

ISO 14001:2004  
Certificate No. 71116

ISO 9001:2000  
Certificate No. 0506098

# BC556...BC560

## Characteristics at $T_a = 25\text{ }^\circ\text{C}$

Parameter	Symbol	Min.	Max.	Unit
Collector Emitter Saturation Voltage at $-I_C = 10\text{ mA}$ , $-I_B = 0.5\text{ mA}$ at $-I_C = 100\text{ mA}$ , $-I_B = 5\text{ mA}$	$-V_{CE(sat)}$	-	0.3 0.65	V
Base Emitter On Voltage at $-V_{CE} = 5\text{ V}$ , $-I_C = 2\text{ mA}$ at $-V_{CE} = 5\text{ V}$ , $-I_C = 10\text{ mA}$	$-V_{BE(on)}$	0.55 -	0.75 0.82	V
Transition Frequency at $-V_{CE} = 5\text{ V}$ , $-I_C = 10\text{ mA}$ , $f = 100\text{ MHz}$	$f_T$	100	-	MHz
Collector Base Capacitance at $-V_{CB} = 10\text{ V}$ , $f = 1\text{ MHz}$	$C_{cb}$	-	6	pF

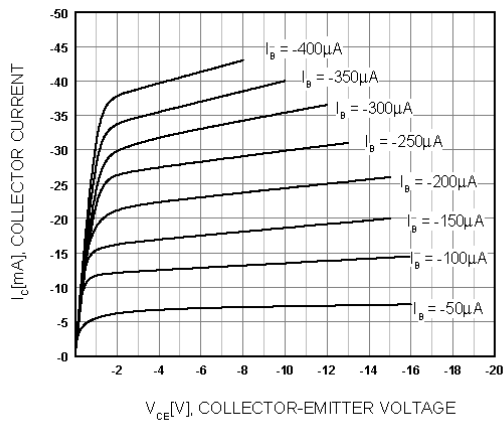


Figure 1. Static Characteristic

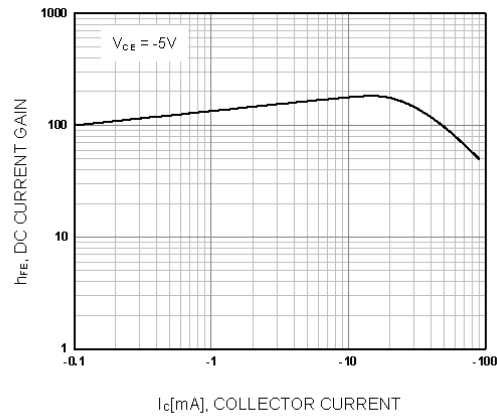


Figure 2. DC current Gain

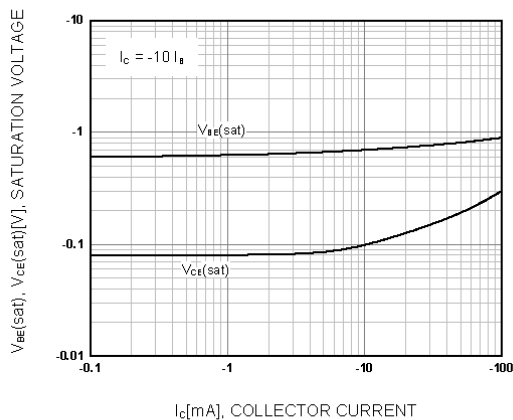


Figure 3. Base-Emitter Saturation Voltage  
Collector-Emitter Saturation Voltage

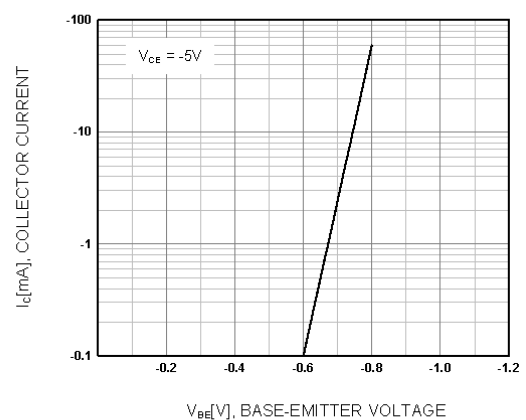
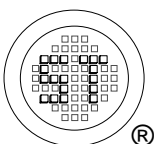


Figure 4. Base-Emitter On Voltage



**SEMTECH ELECTRONICS LTD.**

(Subsidiary of Sino-Tech International Holdings Limited, a company listed on the Hong Kong Stock Exchange, Stock Code: 724)



ISO/TS 16949 : 2002  
Certificate No. 05103



ISO 14001:2004  
Certificate No. 71116



ISO 9001:2000  
Certificate No. 0506098