

CT1008PS Series

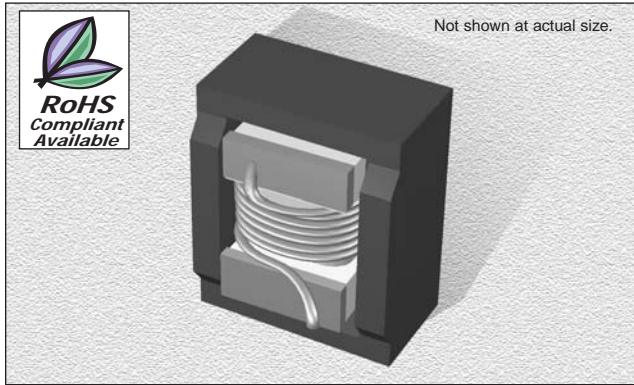
From 1.0 μH to 1000 μH

SPECIFICATIONS

Please specify tolerance code when ordering.
 CT1008PS-102_ ← K = $\pm 10\%$, M = $\pm 20\%$

CT1008PSF Please specify "F" for RoHS compliant

*Inductance drop = 10% typ. at IDC



CHARACTERISTICS

Description: SMD shielded wire-wound chip inductor

Applications: LC resonant circuits such as oscillator and signal generators, impedance matching, circuit isolation, RF filters, disk drives and computer peripherals, audio and video equipment, TV, radio and telecommunication equipment

Operating Temperature: -40°C to $+85^{\circ}\text{C}$

Inductance Tolerance: $\pm 10\%$, $\pm 20\%$

Testing: Inductance and Q tested on an HP4285A at specified frequency.

Packaging: Tape & Reel

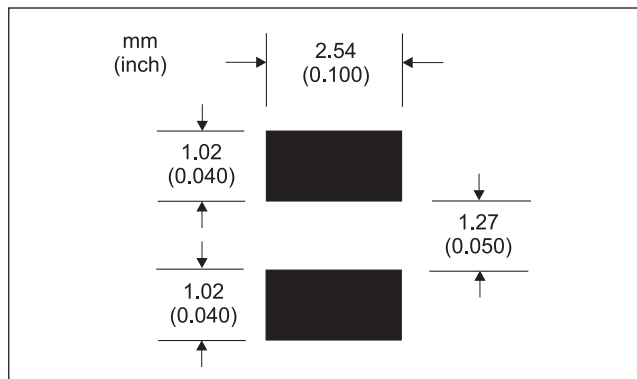
Miscellaneous: RoHS Compliant available.

Marking: Parts are marked with inductance code

Additional Information: Additional electrical & physical information available upon request

Samples available. See website for ordering information.

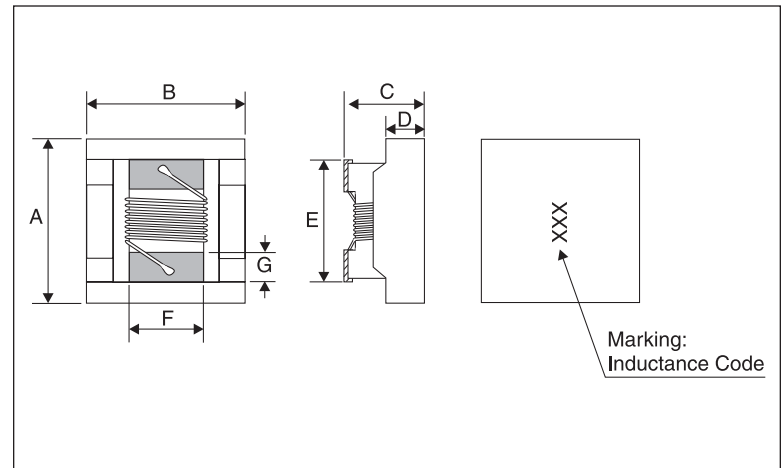
PAD LAYOUT



Part Number	Inductance (μH)	L Test Freq. (kHz)	Q Fact. Min.	Q Test Freq. (MHz)	SRF Typ. (MHz)	DCR Max. (Ω)	*IDC Max. (A)
CT1008PS_-102_	1.0	100	35	1.0	344	0.05	3.0
CT1008PS_-152_	1.5	100	35	1.0	260	0.06	2.8
CT1008PS_-182_	1.8	100	35	1.0	225	0.09	2.1
CT1008PS_-272_	2.7	100	38	1.0	185	0.14	1.3
CT1008PS_-392_	3.9	100	38	1.0	175	0.26	1.2
CT1008PS_-472_	4.7	100	38	1.0	160	0.35	1.0
CT1008PS_-562_	5.6	100	38	1.0	150	0.36	1.0
CT1008PS_-682_	6.8	100	38	1.0	120	0.58	.84
CT1008PS_-103_	10	100	38	1.0	105	0.92	.78
CT1008PS_-153_	15	100	38	1.0	35	1.15	.70
CT1008PS_-223_	22	100	40	1.0	26	1.40	.65
CT1008PS_-333_	33	100	45	1.0	20	1.61	.51
CT1008PS_-393_	39	100	45	1.0	16	1.85	.45
CT1008PS_-473_	47	100	45	1.0	19	2.50	.40
CT1008PS_-683_	68	100	45	1.0	12	3.80	.31
CT1008PS_-823_	82	100	45	1.0	9.0	4.30	.30
CT1008PS_-104_	100	100	45	1.0	7.0	5.80	.30
CT1008PS_-124_	120	100	50	1.0	7.0	6.30	.25
CT1008PS_-154_	150	100	50	1.0	5.8	7.50	.22
CT1008PS_-224_	220	100	55	1.0	4.0	10.0	.22
CT1008PS_-334_	330	100	55	1.0	3.8	11.5	.20
CT1008PS_-474_	470	100	55	1.0	3.1	16.3	.16
CT1008PS_-564_	560	100	55	1.0	2.8	18.1	.13
CT1008PS_-684_	680	100	55	1.0	2.5	24.0	.12
CT1008PS_-824_	820	100	45	1.0	1.5	26.0	.10
CT1008PS_-105_	1000	100	45	1.0	2.0	29.0	.10

PHYSICAL DIMENSIONS

Size	A Max.	B Max.	C Max.	D	E	F	G
mm	3.81	3.81	2.74	1.78	2.54	2.11	0.51
inches	0.15	0.15	0.11	0.07	0.10	0.08	0.02



04.05.05