

SPECIFICATIONS

Electrical Ratings	300mA @ 30VDC
Electrical Life	20,000 cycles typical
Contact Resistance	< 50 mΩ initial
Actuation Force	300 +/- 100gF
Actuator Travel	3.3 +/- .25mm
Dielectric Strength	1000Vrms min
Insulation Resistance	> 100MΩ min
Operating Temperature	-40°C to 85°C
Storage Temperature	-40°C to 85°C



MATERIALS ←RoHS COMPLIANT

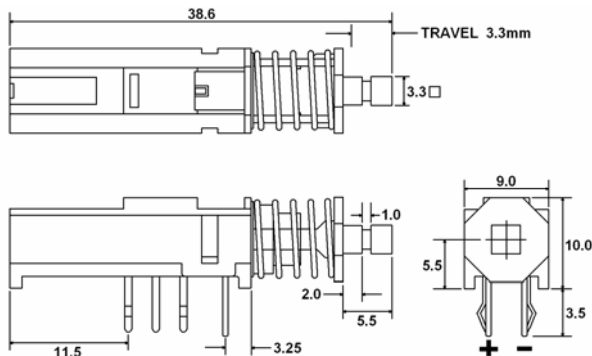
Actuator	PC – Polycarbonate
Housing	6/6 Nylon
Base	PBT – Polybutylene Terephthalate
Spring	Stainless Steel
Contacts	Phosphor Bronze, Silver Plated
Terminals	Brass, Silver Plated

ORDERING INFORMATION

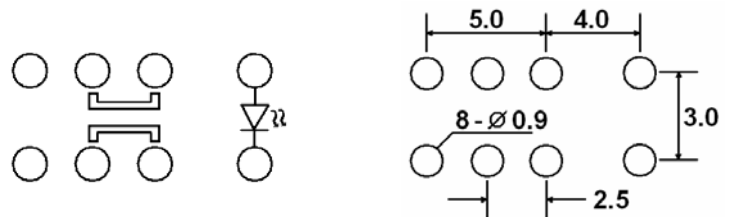
1. Series:	LPH	4	L	RG	C170	MS04
2. Switch Function:	2 = DPDT 4 = 4PDT					
3. Latching Options:	N = Non-Latching (Momentary) L = Latching					
4. LED Color:	R = Red G = Green Y = Yellow B = Blue <i>**For a bi-color LED, chose two color designators (Example: RG)</i>					
5. Cap Options:	C150 C170					
6. Cap Finishes:	Blank = No Cap Finish MS = Misty Silver					
Laser Etching Options:	<i>**Only available with MS cap finish</i> 01, 02, 03, 04, 05 06, 07, 08, 09, 10					

DIMENSIONS

SCHEMATIC & PC LAYOUT (BOTTOM VIEWS)

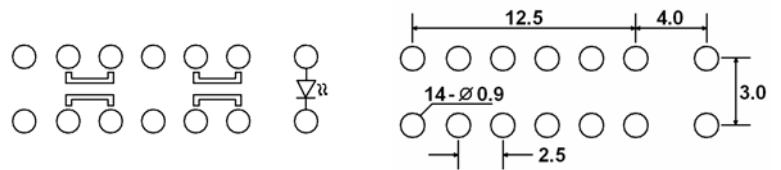
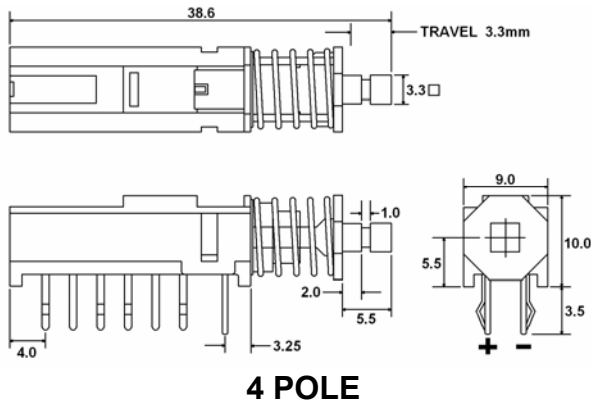


2 POLE



DIMENSIONS


SCHEMATIC & PC LAYOUT (BOTTOM VIEWS)



LED SPECIFICATIONS

LED Ratings		Value				Units
		R	G	Y	B	
Reverse Voltage	V_R	5	5	5	5	V
Forward Current (avg)	I_F	15	30	20	30	mA
Forward Current (peak)	I_{FS}	60	120	80	100	mA
Reverse Current $V_R = 5V$	I_R	10	10	10	10	μA
Power Dissipation	P_T	40	100	60	120	mW
Operating & Storage Temperature	T	-40~ +85				$^{\circ}C$
Forward Voltage (typ.), $I_F = 20mA$	V_F	1.7	1.7	1.7	3.5	V
Forward Voltage (max.), $I_F = 20mA$	V_F	2.6	2.6	2.6	4.0	V
Wavelength at Peak Emmission, $I_F = 20mA$	λ_P	697	565	585	470	nm
Spectral Line Half-Width, $I_F = 20mA$	$\Delta\lambda$	90	30	35	25	nm
Luminous Intensity, $I_F = 20mA$	LI	7.6	26	26	450	mcd
Viewing Angle	Θ	44	44	44	30	Deg

CAP OPTIONS



LASER ETCHING OPTIONS

