

Electrical Specifications at 25°C

Part Number	L ± 30% (mH)	DCR Max. (Ω)	I Sat. (mA)	I Max. (mA)	Size Code
L-31200	0.10	0.17	48.0	880	A
L-31201	0.15	0.21	39.0	790	A
L-31202	0.22	0.25	33.0	720	A
L-31203	0.33	0.30	27.0	650	A
L-31204	0.47	0.36	22.0	600	A
L-31205	0.68	0.44	19.0	540	A
L-31206	1.00	0.53	15.0	490	A
L-31207	1.50	0.65	12.0	450	A
L-31208	2.20	0.79	10.0	400	A
L-31209	3.30	1.55	8.0	290	A
L-31210	4.70	1.85	7.0	260	A
L-31211	6.80	4.36	6.0	170	A
L-31212	10.00	5.29	5.0	160	A
L-31213	15.00	6.48	4.0	140	A
L-31214	22.00	13.10	3.0	100	A
L-31215	33.00	16.00	3.0	90	A
L-31216	47.00	19.10	2.0	80	A
L-31217	0.15	0.20	75.0	790	B
L-31218	0.22	0.24	62.0	720	B
L-31219	0.33	0.29	50	650	B
L-31220	0.47	0.35	42	590	B
L-31221	0.68	0.42	35	540	B
L-31222	1.00	0.51	29	490	B
L-31223	1.50	0.63	24	440	B
L-31224	2.20	0.76	20	400	B
L-31225	3.30	1.00	18	350	B
L-31226	4.70	2.24	13	240	B
L-31227	6.80	2.70	11	210	B
L-31228	10.00	3.27	9	190	B
L-31229	15.00	6.26	8	140	B
L-31230	22.00	7.58	6	130	B
L-31231	33.00	9.50	5	110	B
L-31232	47.00	18.50	4	80	B
L-31233	68.00	24.10	3	70	B
L-31234	0.22	0.28	100	900	C
L-31235	0.33	0.34	82	810	C
L-31236	0.47	0.40	69	740	C
L-31237	0.68	0.48	57	670	C
L-31238	1.00	0.59	47	610	C
L-31239	1.50	0.72	39	550	C
L-31240	2.20	0.87	32	500	C
L-31241	3.30	1.07	26	450	C
L-31242	4.70	1.27	22	410	C
L-31243	6.80	1.53	18	380	C
L-31244	10.00	1.86	15	340	C
L-31245	15.00	2.27	12	310	C
L-31246	22.00	8.67	10	160	C
L-31247	33.00	10.6	8	140	C
L-31248	47.00	12.7	7	130	C
L-31249	68.00	15.2	6	120	C
L-31250	100.00	18.5	5	110	C
L-31251	150.00	37.7	4	80	C
L-31252	220.00	45.6	3.2	70	C
L-31253	330.00	53.7	2.6	60	C

# ER Style Surface Mount Inductors

These products should be considered in any situation which calls for low profile surface mount inductors. Applications include notebook computers, pagers, GPS etc.

See next page for dimensions.  
**Tape & Reel Available**

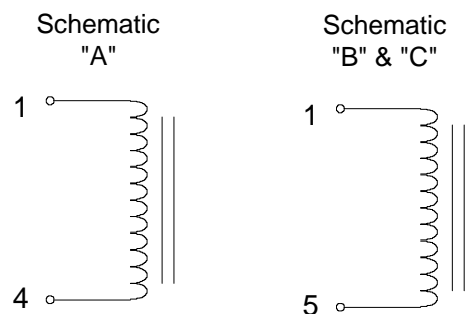
Compatible with Pick & Place and reflow solder systems

500 VRMS Isolation

Designed for Filtering, Impedance Matching and Line Coupling Applications

Ungapped Ferrite Power Material (Gapped Versions Available)

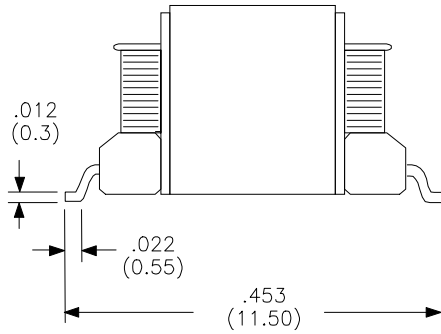
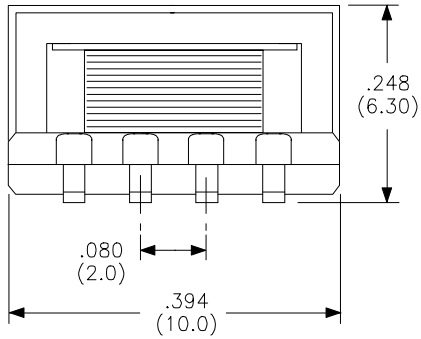
Packages on this page are also available in Transformer design configurations.



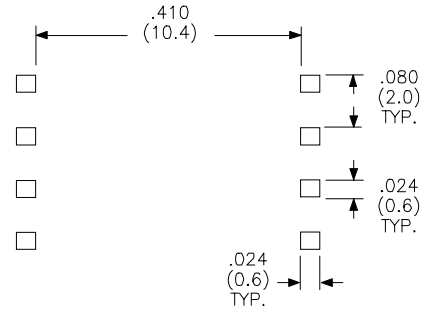
# ER Style SMD Package Dimensions in inches (mm)

Tape & Reel Available

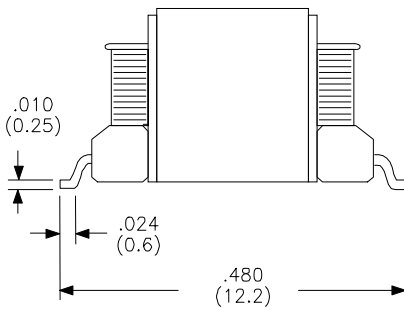
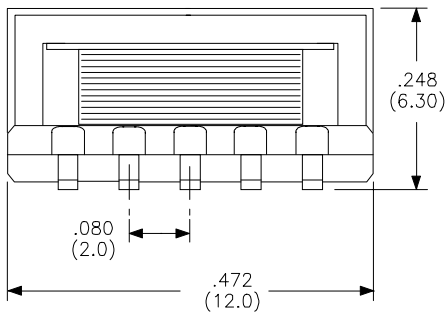
**ER Surface Mount 8-Pin**  
Size Code "A"



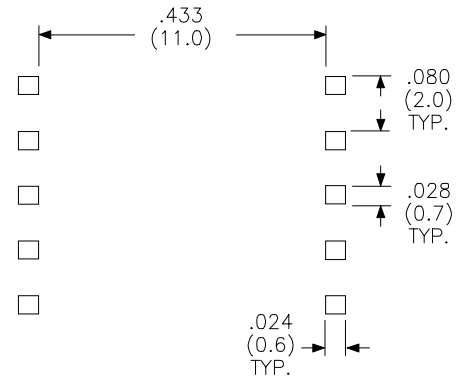
Footprint of Contact Surface Area,  
Not PCB Pad Layout.



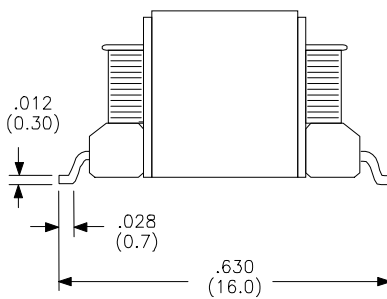
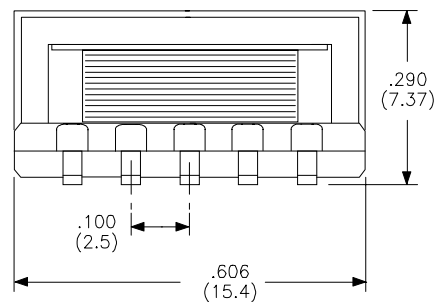
**ER Surface Mount 10-Pin**  
Size Code "B"



Footprint of Contact Surface Area,  
Not PCB Pad Layout.



**ER Surface Mount 10-Pin**  
Size Code "C"



Footprint of Contact Surface Area,  
Not PCB Pad Layout.

