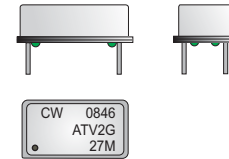


CRYSTAL CONTROLLED OSCILLATORS

5.0V 14 Pin DIP HCMOS TCXO



ATV2G

ABSOLUTE MAXIMUM RATINGS

TABLE 1.0

PARAMETER	UNITS	MINIMUM	NOMINAL	MAXIMUM	UNITS	NOTE
Storage Temperature		-55	-	125	°C	
Supply Voltage	(Vcc)	-0.5	-	6	Vdc	
Control Voltage	(Vc)	-0.5	-	Vcc+0.5	Vdc	

OPERATING SPECIFICATIONS

TABLE 2.0

PARAMETER		MINIMUM	NOMINAL	MAXIMUM	UNITS	NOTE
Frequency Range	(Fo)	2	-	50	MHz	
Frequency Stability vs. Temperature		-1.0	-	1.0	ppm	1
Total Frequency Tolerance		-8.0	-	8.0	ppm	2
Operating Temperature Range		0	-	50	°C	
Supply Voltage	(Vcc)	4.75	5.0	5.25	Vdc	
Supply Current	(Icc)	-	15	35	mA	
Jitter (BW=10Hz to 20MHz)		-	3	5	ps rms	
Jitter (BW=12kHz to 20MHz)		-	-	1	ps rms	
SSB Phase Noise at 10Hz offset		-	-75	-	dBc/Hz	
SSB Phase Noise at 100Hz offset		-	-100	-	dBc/Hz	
SSB Phase Noise at 1KHz offset		-	-125	-	dBc/Hz	
SSB Phase Noise at 10KHz offset		-	-135	-	dBc/Hz	
SSB Phase Noise at 100KHz offset		-	-140	-	dBc/Hz	

INPUT CHARACTERISTICS

TABLE 3.0

PARAMETER		MINIMUM	NOMINAL	MAXIMUM	UNITS	NOTE
Control Voltage	(Vc)	0.5	2.5	4.5	Vdc	
Frequency Adjust Range (0.5 to 4.5V)		±8.0	-	-	ppm	3
Frequency Adjust Linearity		-15	-	15	%	
Input Impedance		10k	-	-	Ohm	

HCMOS OUTPUT CHARACTERISTICS

TABLE 4.0

PARAMETER		MINIMUM	NOMINAL	MAXIMUM	UNITS	NOTE
LOAD		-	-	50	pF	
Voltage (High)	(Voh)	4.5	-	-	Vdc	
(Low)	(Vol)	-	-	0.4	Vdc	
Current (High)	(Ioh)	-16	-	-	mA	
(Low)	(Iol)	-	-	16	mA	
Duty Cycle at 50% of Vcc		40	50	60	%	
Rise / Fall Time 10% to 90%		-	3	6	nS	

PACKAGE CHARACTERISTICS

TABLE 5.0

Package	Hermetically sealed, metal package.
---------	-------------------------------------

Note:

- 1) Vcc = 5.0V, Vc = 2.50V
- 2) Inclusive of calibration, frequency vs. temperature stability, supply voltage change, load change, shock and vibration, 10 years aging. Vc = 2.50V
- 3) Referenced to Fo, Positive Slope.

DESCRIPTION

The Connor-Winfield ATV2G is a 14 Pin DIP, 5.0V HCMOS Voltage Controlled Temperature Compensated Crystal Oscillator (VCTCXO). The ATV2G is designed for use in applications requiring tight frequency stability.

FEATURES

- 5.0V OPERATION
- LOW JITTER <1ps RMS
- FREQUENCY STABILITY: ±1.0ppm
- TEMPERATURE RANGE: 0 to 50°C
- TOTAL FREQUENCY TOLERANCE: ±8.0ppm
- HERMETICALLY SEALED DIP PACKAGE
- RoHS COMPLIANT / LEAD FREE

ORDERING INFORMATION

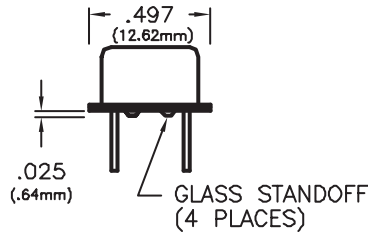
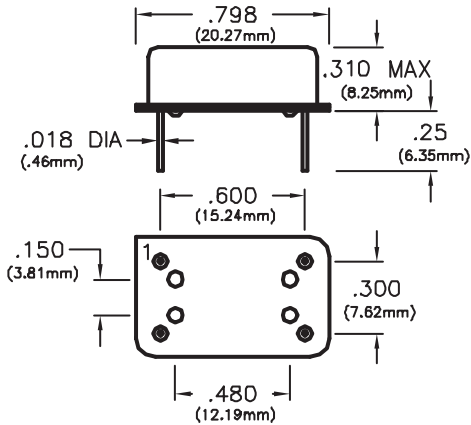
ATV2G - 027.0 M

TCXO SERIES CENTER FREQUENCY

Specifications subject to change without notice.

CRYSTAL CONTROLLED OSCILLATORS

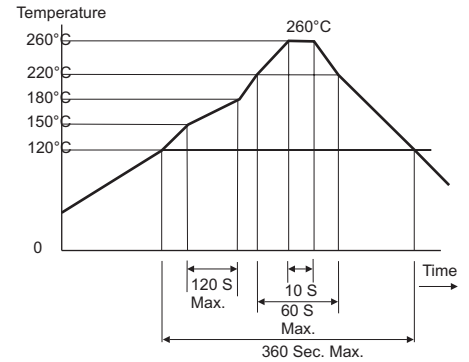
Package Outline



Pin Connections

PIN	CONNECTION
1	FREQUENCY ADJUST
7	GROUND (CASE)
8	OUTPUT
14	(+) SUPPLY

Solder Profile



Test Circuit

