

**SPECIFICATIONS**

Electrical Ratings	3A @ 120VAC, 28VDC; 1.5A @ 250VAC See contact options
Electrical Life	30,000 cycles typical
Contact Resistance	< 20 mΩ max initial @ 2-4VDC, 100mA
Dielectric Strength	1000Vrms min
Insulation Resistance	> 1,000MΩ min
Operating Temperature	-40°C to 85°C
Storage Temperature	-40°C to 85°C



Process Sealed  
c **UL** US - E222871



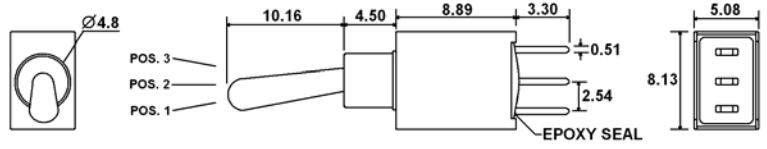



**MATERIALS** ←RoHS COMPLIANT


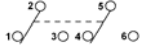
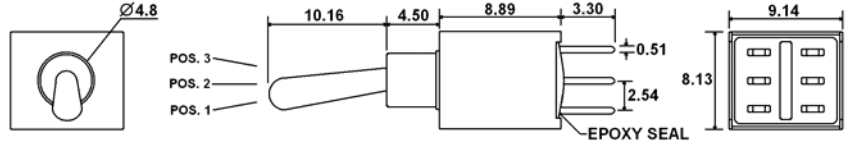



Actuator	Brass, Chrome Plated
Housing	4/6 Nylon, Glass Filled, Flame Retardant Heat Stabilized, UL94V-0
Support Bracket	Brass, Tin Plated
Contacts	Copper Alloy + Silver or Gold
Terminals	Copper Alloy + Silver or Gold

**ORDERING INFORMATION**

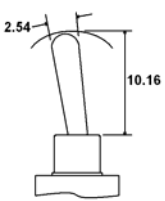
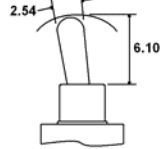
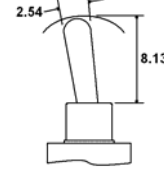
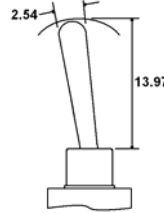
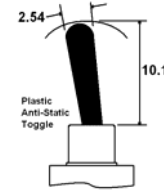
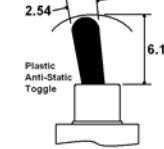
<b>Series:</b>	<b>BST</b>	<b>1</b>	<b>3</b>	<b>T2</b>	<b>N</b>	<b>H</b>	<b>Q</b>
BST							
<b>Number of Poles:</b>							
1 = SPDT							
2 = DPDT							
<b>Switch Function:</b>							
1 = ON-NONE-ON							
2 = ON-NONE-(ON)							
3 = ON-OFF-ON							
4 = (ON)-OFF-(ON) ** Only available in SPDT							
5 = ON-OFF-(ON) ** Only available in SPDT							
<b>Actuator:</b>							
T1 = 10.46mm, Std							
T2 = 6.10mm, Std							
T3 = 8.13mm, Std							
T4 = 13.97mm, Std							
P1 = 10.16mm, Plastic, Anti-Static							
P2 = 6.10mm, Plastic, Anti-Static							
<b>Bushing:</b>							
A = 4.65mm, Non-Threaded ** Only available in SPDT							
B = 5.00mm, Non-Threaded ** Only available in SPDT							
N = 4.50mm, Non-Threaded ** Only available in DPDT							
<b>Terminals:</b>							
C = PC Pin							
H = Horizontal Mount, Right Angle PC Pin; <i>HS</i> = Snap-in							
V = Vertical Mount, Right Angle PC Pin; <i>VS</i> = Snap-in							
A5 = PC Pin with Support Bracket; <i>A5S</i> = Snap-in Support Bracket							
<b>Contacts:</b>							
Q = Silver Plated							
R = Gold Plated							
G = Gold over Silver Plated							

**SWITCH FUNCTION**

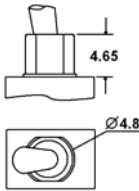
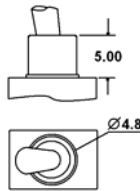
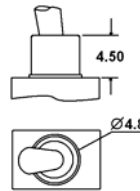
 <b>SPDT</b> 	<b>Function</b>  <b>1</b> <b>2</b> <b>3</b> <b>4</b> <b>5</b>  <b>Terminals</b>	<b>Toggle Position</b>			
					
		ON	NONE	ON	
		ON	NONE (ON)	(ON)	
		(ON)	OFF	(ON)	
				---	2-1

 <b>DPDT</b> 	<b>Function</b>  <b>1</b> <b>2</b> <b>3</b>  <b>Terminals</b>	<b>Toggle Position</b>			
					
		ON	NONE	ON	
		ON	NONE (ON)	(ON)	
		ON	OFF	ON	
				---	2-1

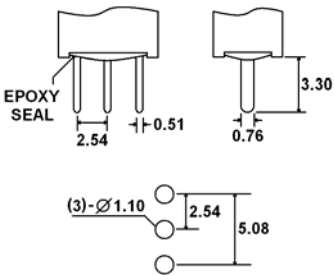
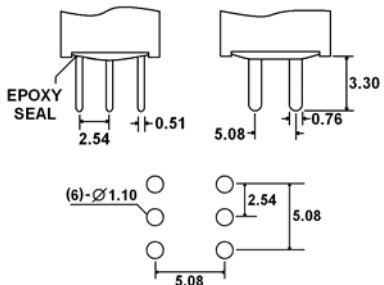
**ACTUATOR OPTIONS**

 <b>T1</b>	 <b>T2</b>	 <b>T3</b>	 <b>T4</b>	 <b>P1</b>	 <b>P2</b>
---	---	---	---	---	---

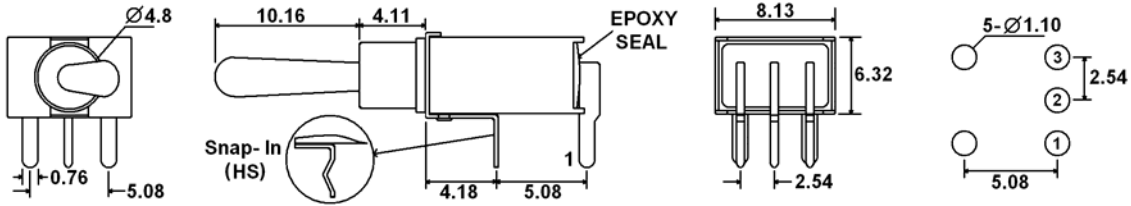
**BUSHING OPTIONS**

 <b>A</b>	 <b>B</b>	 <b>N</b>
---	---	---

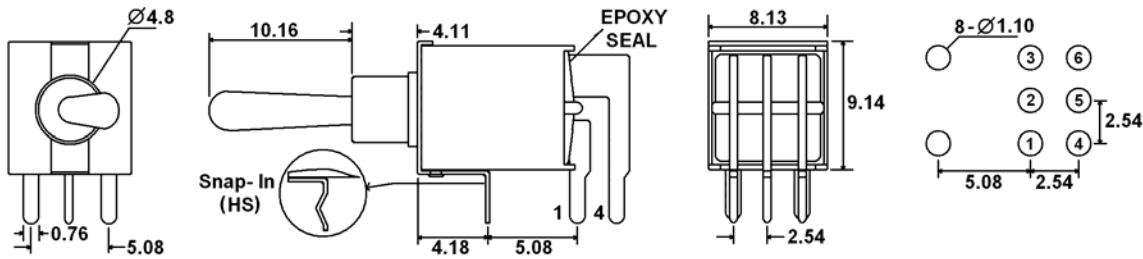
**TERMINAL OPTIONS**

 <b>C - SPDT</b>	 <b>C - DPDT</b>
--	---

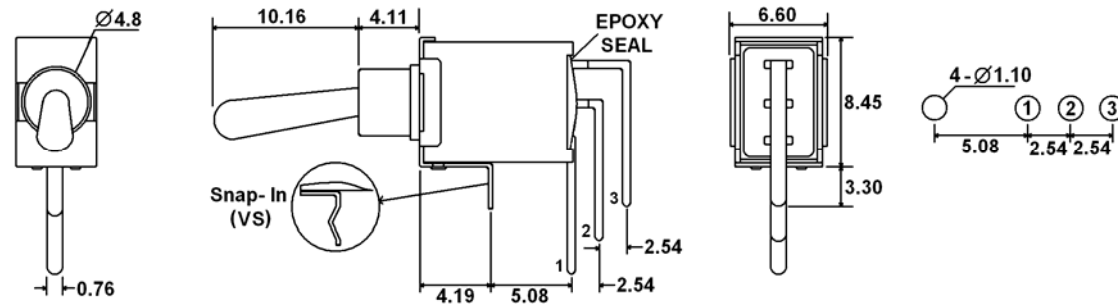
**TERMINAL OPTIONS**



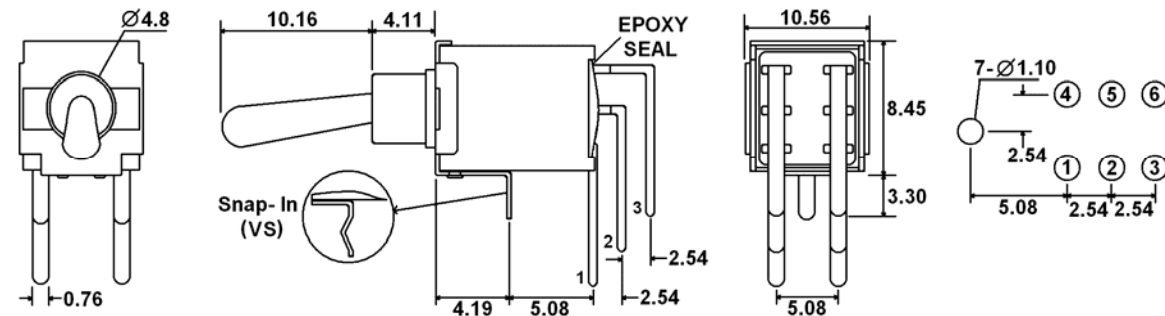
**H (HS – Snap-in) = Horizontal Mount, Right Angle PC Pins (SPDT)**



**H (HS – Snap-in) = Horizontal Mount, Right Angle PC Pins (DPDT)**

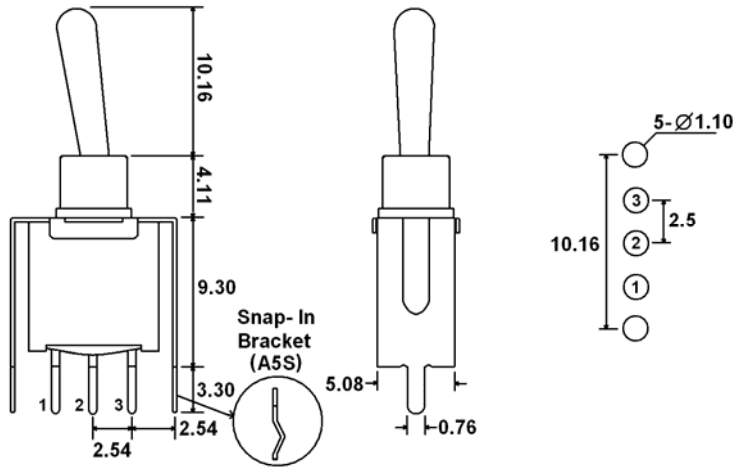


**V (VS – Snap-in) = Vertical Mount, Right Angle PC Pins (SPDT)**

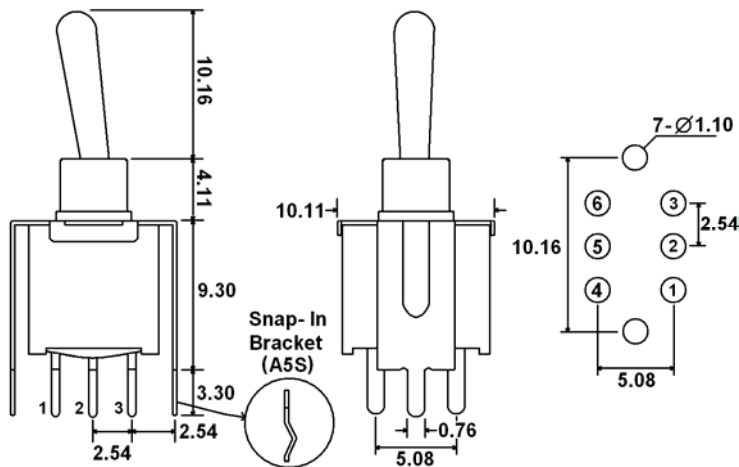


**V (VS – Snap-in) = Vertical Mount, Right Angle PC Pins (DPDT)**

**TERMINAL OPTIONS**



**A5 (A5S – Snap-in Bracket) = PC Pins with Support Bracket (SPDT)**



**A5 (A5S – Snap-in Bracket) = PC Pins with Support Bracket (DPDT)**

**CONTACT OPTIONS**

Designator	Contact Material	Terminal Material	Electrical Ratings
Q	Silver Plating	Silver Plating	3A @ 120VAC, 28VDC; 1.5A @ 250VAC
R	Gold over Nickel Plating	Gold over Nickel Plating	.4 VA max @ 20VAC or VDC max
G	Gold over Silver Plating	Gold over Silver Plating	.4 VA max @ 20VAC or VDC max or 3A @ 120VAC, 28VDC; 1.5A @ 250VAC