



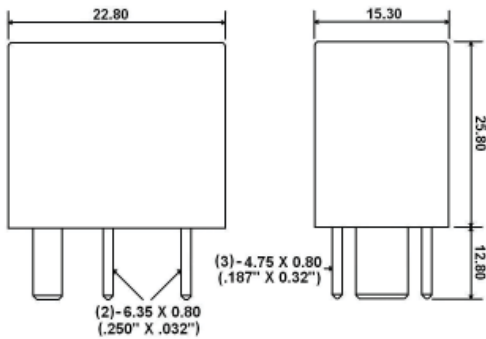
# A1

## Ordering Information

1. Series	A1	1A	S	Q	12VDC	1.2
A1						
2. Contact Arrangement	1A = SPST N.O. 1C = SPDT					
3. Sealing Option	S = Sealed					
4. Termination	P = PCB Pins Q = Quick Connect					
5. Coil Voltage	6VDC 12VDC 24VDC 48VDC					
6. Coil Power	1.2 = 1.2W 1.5 = 1.5W					
7. Coil Suppression	Blank = Standard D = Diode (1N4005) R = Resistor (680 ohms) ** Consult factory if other values are needed					

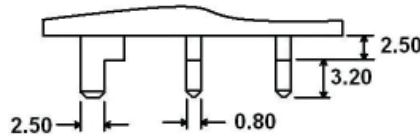
## Dimensions

Units = mm



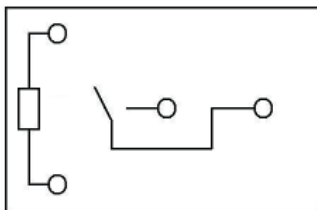
## PC Pin Dimensions

Units = mm

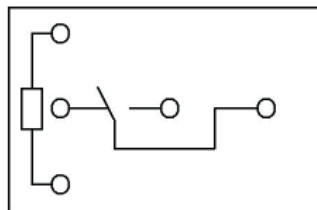


## Schematics & PC Layouts

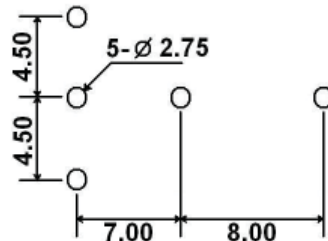
Bottom Views



1A



1C



Dimensions shown in mm. Dimensions are shown for reference purposes only.

Specifications and availability subject to change without notice.