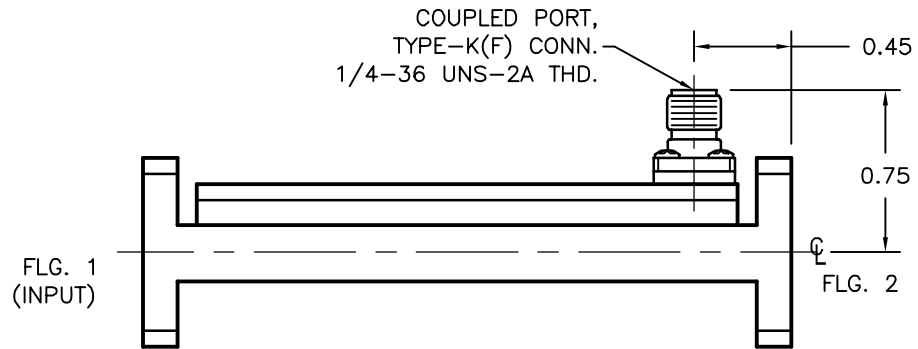
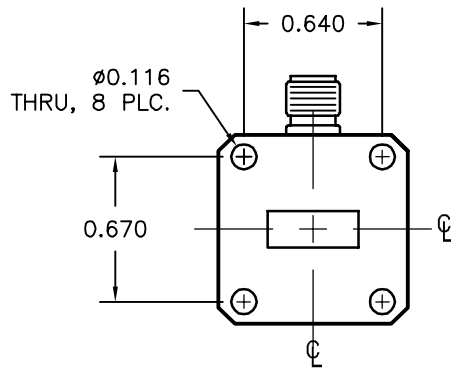
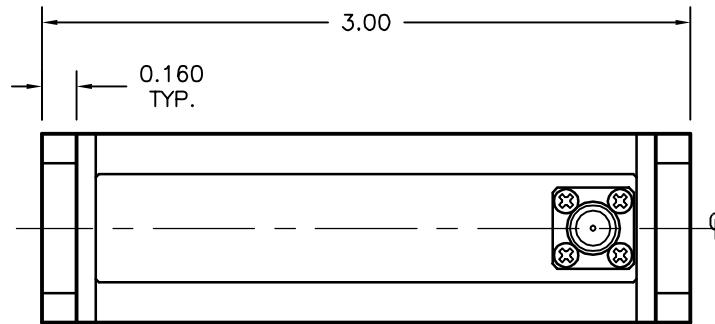


REV -	AUTH RL	DATE 06/27/06	INITIAL RELEASE
----------	------------	------------------	-----------------



MODEL SPECIFICATIONS

MODEL NUMBER: 42-331A-XX*-6-6
 *SUBSTITUTE WITH DESIRED COUPLING VALUE (dB)

MATERIAL:
 BODY: 6061/T-6 ALUM.
 CONNECTORS: STAINLESS STEEL
 FINISH: UNIQUE CORROSION RESISTANT 316 STAINLESS STEEL EPOXY COATING
 FLANGES: WR42 COVER TYPE EQUIV. TO UG-597/U STD., OTHERS AVAILABLE UPON REQUEST HOWEVER, OVERALL LENGTH MAY CHANGE

THIRD ANGLE PROJECTION:		APPROVALS	DATE		ADVANCED TECHNICAL MATERIALS, INC. TEL: (631) 289-0363 FAX: (631) 289-0358 www.atmmicrowave.com		THE INFORMATION IN THIS DRAWING IS PROPRIETARY AND SHALL NOT BE USED OR DISCLOSED WITHOUT THE PRIOR WRITTEN CONSENT OF ATM INC. DO NOT SCALE DWG.	
UNLESS OTHERWISE NOTED, DIMENSIONS ARE IN INCHES, TOLERANCES ARE: FRACTIONS: ±1/64 ANGLES: ±1/2°		DRAWN RL	06/26/06					
BASIC DIMENSION	DECIMALS 2 PLACE	3 PLACE	APRVD.	OUTLINE, WR42 SLHD COUPLER		SIZE A	REVISION -	
UNDER 6"	±.02	±.005	MATERIAL -			CAGE CODE 0R8N4	ATM DWG # 6805W	
6" - 12"	±.03	±.010	TREATMENT -			SCALE NONE	MODEL # SEE NOTES	SHEET 1/1
OVER 12"	±.06	±.015	FINISH -					