

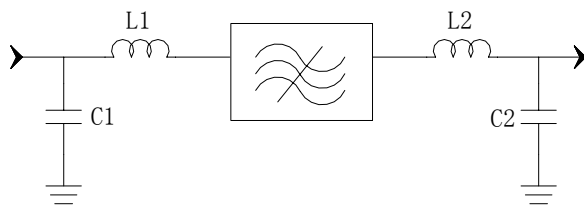
Specifications

Parameter	Unit	Minimum	Typical	Maximum
Center Frequency	MHz	159.92	160	160.08
Insertion Loss	dB		24.5	26
3dB Bandwidth	MHz	4.92	4.99	
30 dB Bandwidth	MHz		5.65	5.82
40 dB Bandwidth	MHz		5.74	6.02
50 dB Bandwidth	MHz		5.91	6.32
Group delay Variation($f_0 \pm 1.96\text{MHz}$)	nsec		70	300
Passband Variation	dB		0.8	1
Absolute Delay	usec		3.3	4
Ultimate Rejection	dB	39	41	
Substrate Material			quart	
Ambient Temperature	°C		25	
Package Size		DIP2712 (27.0x12.8x4.7mm ³)		

Notes:

1. All specifications are based on the test circuit shown
2. In production, devices will be tested at room temperature to a guardbanded specification to ensure electrical compliance over temperature
3. Electrical margin has been built into the design to account for the variations due to temperature drift and manufacturing tolerances
4. This is the optimum impedance in order to achieve the performance show

Matching Configuration



L1=82+15nH L2=82+10nH
C1=39pF c2=39pF

Source/Load Impedance=50 ohm

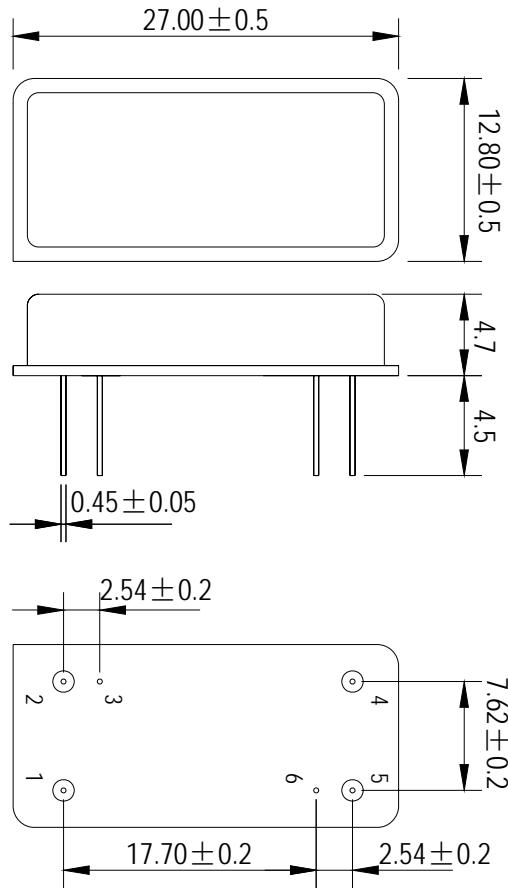
Notes - Component values may change depending
on board layout.



SIPAT Co., Ltd.
(CETC No. 26 Research Institute)
Nanping Huayuan Road No. 14
Chongqing, China, 400060

Part Number	LBS16022	
Rev. Date	2005-4-14	
Rev.	1.0	Page 1/3

Package Dimension



Pin 1: input
Pin 5: output
Others: Grounded

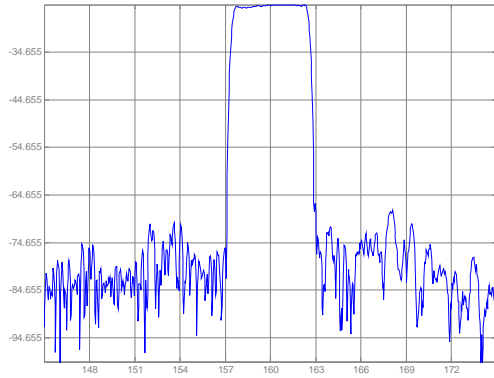


SIPAT Co., Ltd.
(CETC No. 26 Research Institute)
Nanping Huayuan Road No. 14
Chongqing, China, 400060

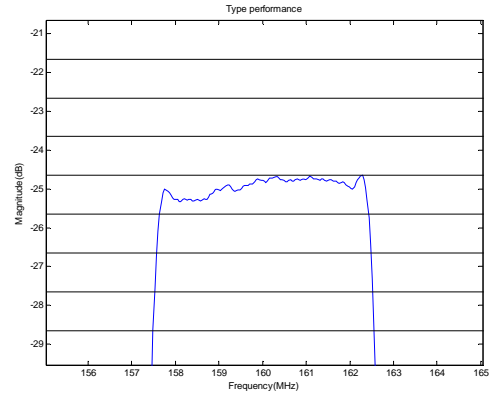
Part Number	LBS16022	
Rev. Date	2005-4-14	
Rev.	1.0	Page 2/3

Typical Performance

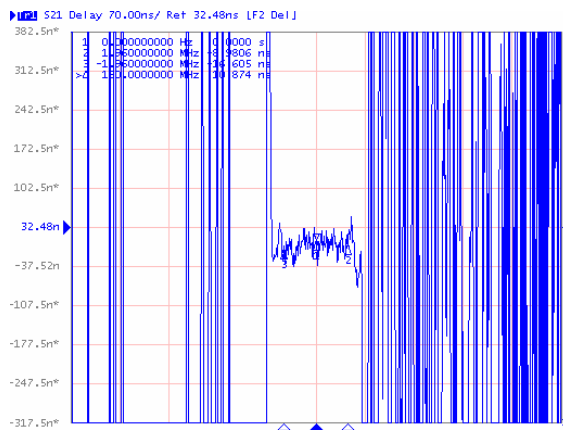
Frequency Respond



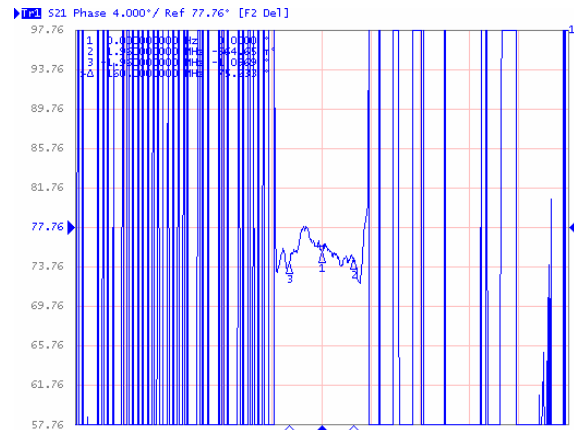
Passband Respond



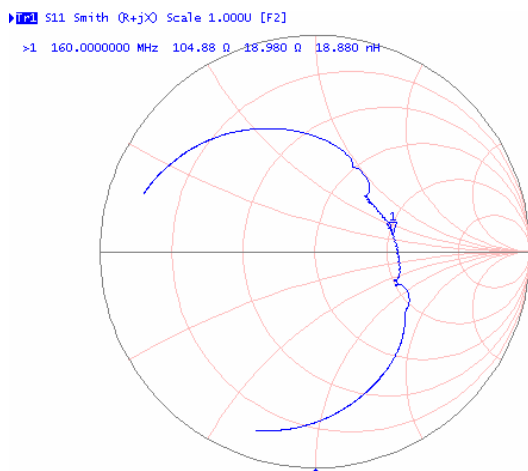
Group Delay Variation($f_0 \pm 1.96\text{MHz}$)



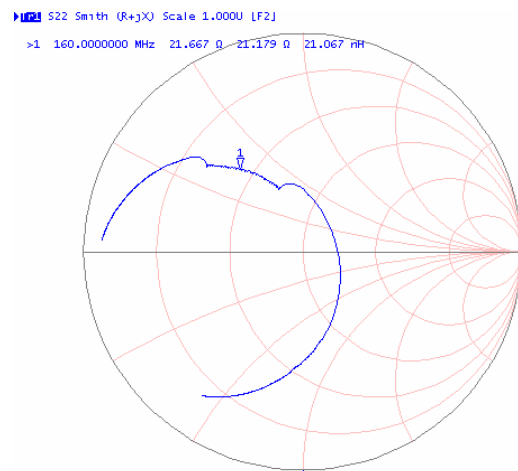
Phase Linearity($f_0 \pm 1.96\text{MHz}$)



Simth Chart S11



Simth Chart S22



SIPAT Co., Ltd.
(CETC No. 26 Research Institute)
Nanping Huayuan Road No. 14
Chongqing, China, 400060

Part Number	LBS16022	
Rev. Date	2005-4-14	
Rev.	1.0	Page 3/3