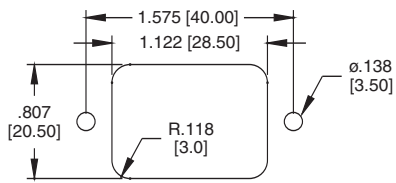
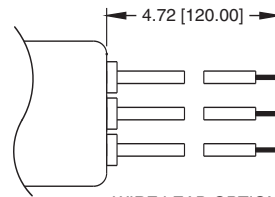


PLF-3DZ2



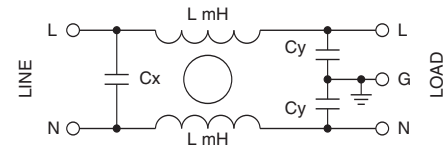
Recommended Panel Cut-Out



WIRE LEAD OPTION

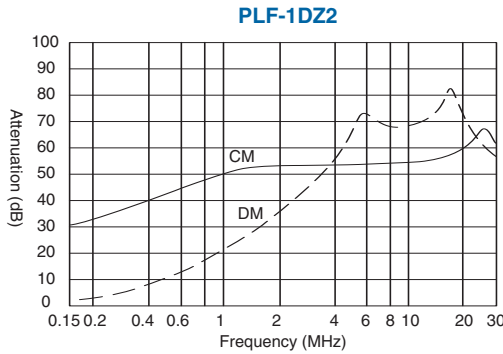
| PART NUMBER | RATED VOLTAGE | RATED CURRENT | GROUND CAPACITANCE | LEAKAGE CURRENT |
|-------------|---------------|---------------|--------------------|-----------------|
| PLF-1DZ2 | 250V AC | 1 AMP | 2.2 nF | 0.5mA MAX. |
| PLF-3DZ2 | 250V AC | 3 AMP | 3.3 nF | 0.5mA MAX. |
| PLF-6DZ2 | 250V AC | 6 AMP | 3.3 nF | 0.5mA MAX. |
| PLF-10DZ2 | 250V AC | 10 AMP | 4.7 nF | 0.5mA MAX. |

Medical Grade available, PLF-XDZW2

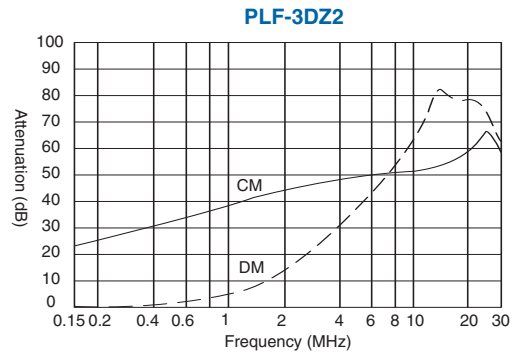


CIRCUIT DIAGRAM

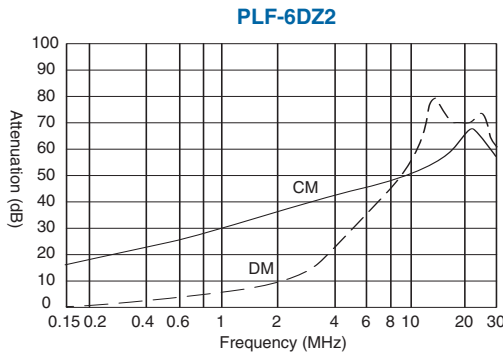
Insertion Loss in dB (Measured in 50Ω systems, as IEC / cispr No. 17)



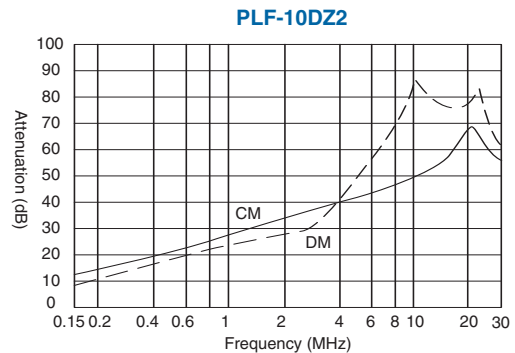
PLF-1DZ2



PLF-3DZ2



PLF-6DZ2



PLF-10DZ2