

**HCMOS SM CLOCK WITH ENABLE/DISABLE
SURFACE MOUNT 4-PIN J-LEAD**

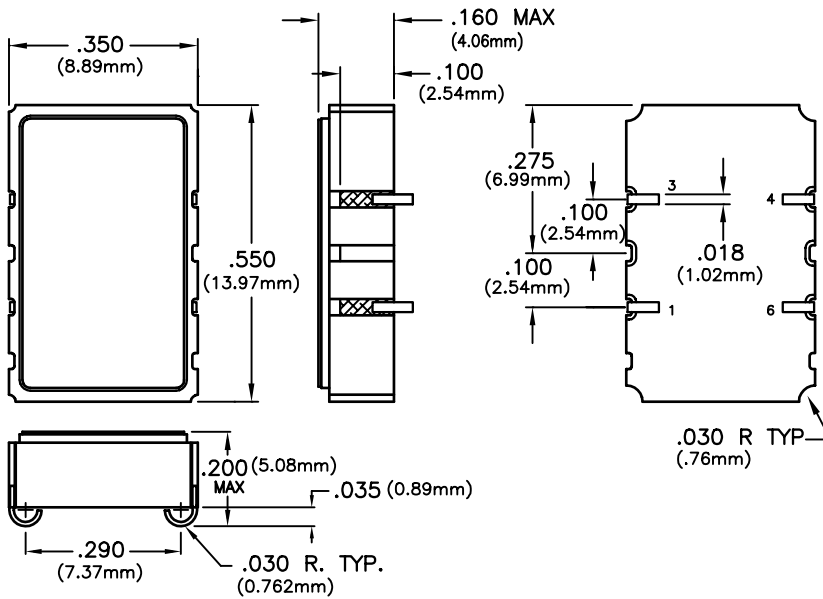
SPECIFICATIONS	MSD314	MSD344	
Frequency Range	2MHz to 100MHz	2MHz to 67MHz	
Frequency Stability	±25ppm	±20ppm	
	(Inclusive of calibration tolerance at 25°C and operating temperature range, input voltage change, aging, shock and vibration)		
Temperature Range	0°C to +85°C		
Output	Waveform	HCMOS Squarewave	
	Load	50pF Maximum	
	Voltage Voh	Vcc - .5V Minimum	
	Vol	0.40V Maximum	
	Current Ioh	-16mA	
	Iol	16mA	
	Duty Cycle	45/55 Maximum Measured at 50% of Vdd	
	Rise/Fall Time	3nS Typical	
Jitter	5pS RMS Maximum		
Input	Enable/Disable	Pin 1	
	Output Enable/Disable Time	100nS	
	Enable Vih	2.0V Minimum	
	Disable	0.5V Maximum	
	Oscillator output is enabled with no connection on pin 1		
Start Up Time	10mS Maximum		
Supply Voltage (Vdd)	5.0Vdc ±10%		
Supply Current	50mA Maximum		
Package	Hermetically sealed, leadless ceramic package		

ORDERING INFORMATION

MSD314 - 44.736 MHz

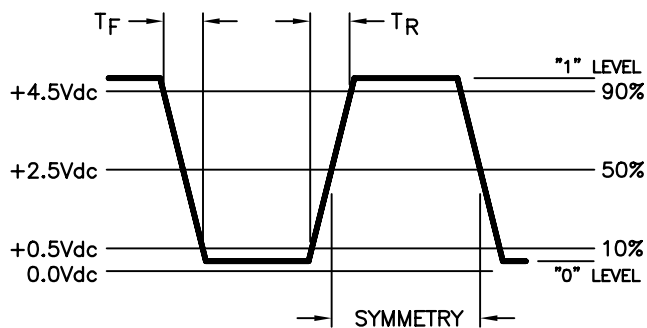
SURFACE MOUNT
HCMOS SERIES

CENTER FREQUENCY

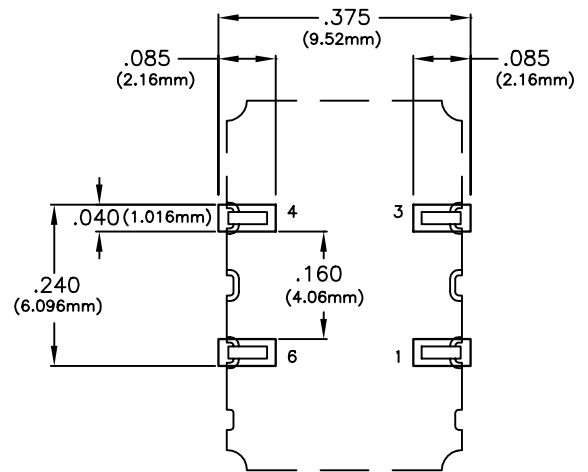


PAD	CONNECTION
1	E/D TRI-STATE
3	GROUND
4	OUTPUT
6	Vcc

OUTPUT WAVEFORM



SUGGESTED PAD LAYOUT



TEST CIRCUIT

