



### Features


- ◇ For RF SAW filter
- ◇ Single-ended operation
- ◇ Small size
- ◇ No matching required for operation at 50Ω
- ◇ RoHS compliant (2002/95/EC), Pb-free

### Specifications

Parameter	Unit	Minimum	Typical	Maximum
Center Frequency	MHz	-	925.4	-
Insertion Loss(919.5~929.5MHz)	dB	-	1.8	2.5
1 dB Bandwidth	MHz	14	14.17	-
40 dB Bandwidth	MHz	-	32.82	35
Passband Variation	dB	-	0.7	1
Absolute Delay	usec	-	0.06	-
Ultimate Rejection	900.5~910.5MHz	dB	30	-
	900~960MHz	dB	35	-
Material Temperature coefficient	KHz/°C	-27.76		
Substrate Material	-	42LT		
Ambient Temperature	°C	25		
Operating Temperature Range	°C	-40	-	+85
Storage Temperature Range	°C	-45	-	+105
DC Voltage	V	0		
Input Power	dBm	-	-	10
ESD Class	-	1		
Package Size	SMD3.8*3.8			

#### Notes:

1. All specifications are based on the test circuit shown;
2. In production, all specifications are measured by Agilent Network analyzer and full 2 port calibration at room temperature;
3. Electrical margin has been built into the design to account for the variations due to temperature drift and manufacturing tolerances;
4. This is the optimum impedance in order to achieve the performance show.

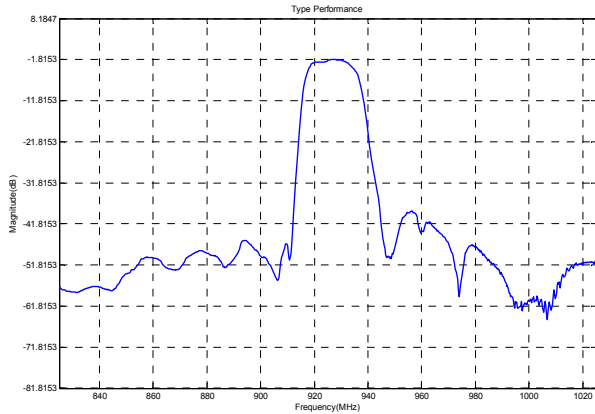
	<b>SIPAT Co., Ltd.</b> ( CETC No.26 Research Institute ) #14 Nanping Huayuan Road, Chongqing, China, 400060	Part Number	LBT92501	
		Rev. Date	2007-11-13	
		Ver.	1.0	Page





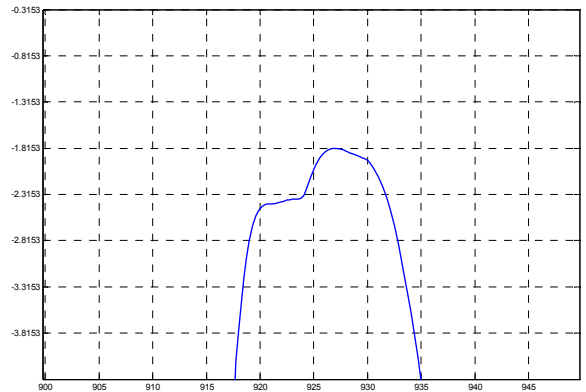
Typical Performance

Frequency Respond



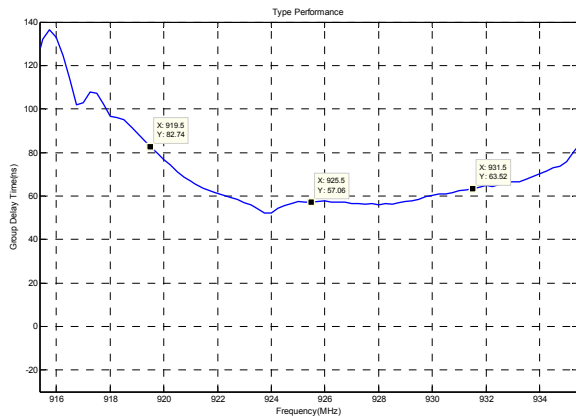
Horizontal: 20MHz/Div Vertical: 10dB/Div

Passband Respond



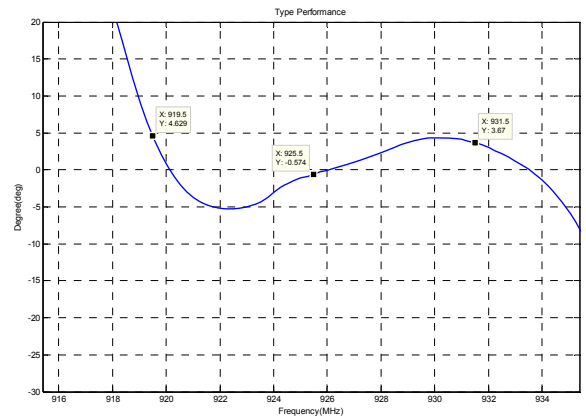
Horizontal: 5MHz/Div Vertical: 0.5dB/Div

Group Delay Variation( $f_0 \pm 6$ MHz)



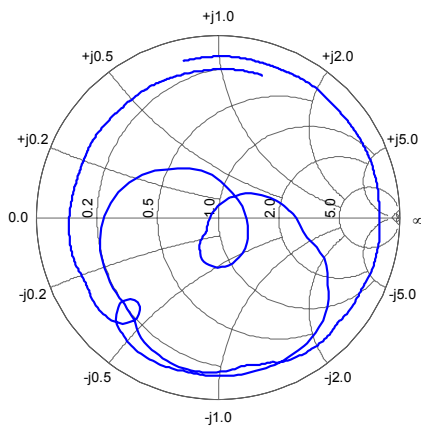
Horizontal: 2MHz/Div Vertical: 20ns/Div

Phase Linearity( $f_0 \pm 6$ MHz)

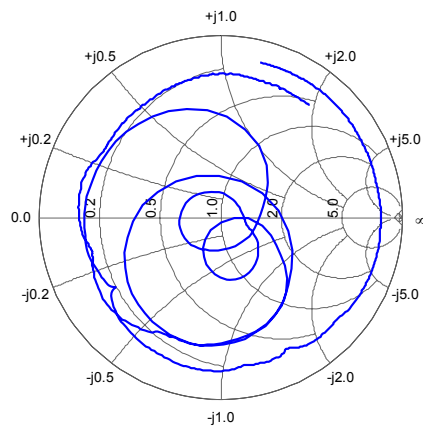


Horizontal: 2MHz/Div Vertical: 5deg/Div

Smith Chart S11



Smith Chart S22



SIPAT Co., Ltd.  
( CETC No.26 Research Institute )  
#14 Nanping Huayuan Road,  
Chongqing, China, 400060

Part Number	LBT92501	
Rev. Date	2007-11-13	
Ver.	1.0	Page 3/3