



Features


- ◇ For RF SAW filter
- ◇ Ceramic Surface Mount Package
- ◇ Small size
- ◇ RoHS compliant (2002/95/EC), Pb-free
- ◇ No matching required for operation at 50Ω
- ◇ Single-ended operation

Specifications

Parameter	Unit	Minimum	Typical	Maximum
Center Frequency	MHz	-	470.4	-
Insertion Loss	dB	-	1.5	3.5
1 dB Bandwidth	MHz	6.3	7.04	
3 dB Bandwidth	MHz	7.5	9.76	-
Passband Variation	dB	-	0.6	3
Absolute Delay	usec	-	0.11	-
Ultimate Rejection(@463MHz)	dB	15	33	-
Material Temperature coefficient	KHz/°C	-15.05		
Substrate Material	-	42LT		
Ambient Temperature	°C	25		
Operating Temperature Range	°C	-40	-	+85
Storage Temperature Range	°C	-45	-	+105
DC Voltage	V	0		
Input Power	dBm	-	-	10
ESD Class	-	1A		
Package Size	SMD3.8*3.8			

Notes:

1. All specifications are based on the test circuit shown;
2. In production, all specifications are measured by Agilent Network analyzer and full 2 port calibration at room temperature;
3. Electrical margin has been built into the design to account for the variations due to temperature drift and manufacturing tolerances;
4. This is the optimum impedance in order to achieve the performance show.

	SIPAT Co., Ltd. (CETC No.26 Research Institute) #14 Nanping Huayuan Road, Chongqing, China, 400060	Part Number	LBT46901	
		Rev. Date	2008-01-22	
		Ver.	1.0	Page

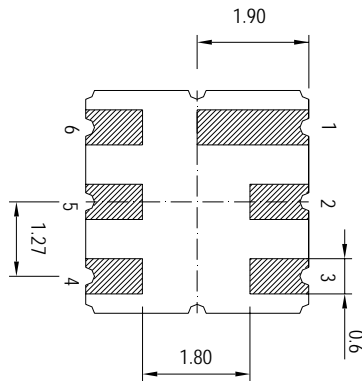
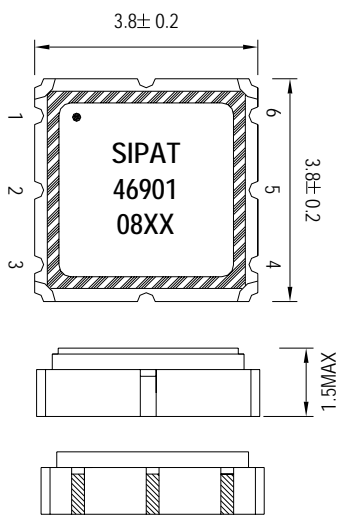
Matching Configuration



Source/Load Impedance=50 ohm

Notes - Component values may change depending on board layout.

Package Dimension



Pad Configuration:

Input 2
Output 5
Ground All Others

Marking Configuration:

- 1) •: Pad Number 1 Index
- 2) SIPAT: Manufacturer Name
- 3) 46901: Part Number
- 4) 08XX: Date Code

Package: SMD3.8*3.8

Unit: mm

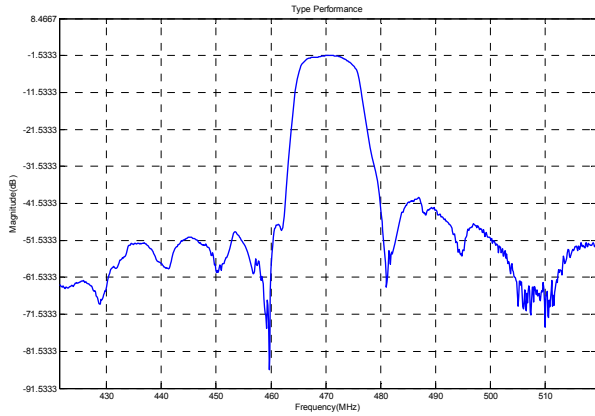


SIPAT Co., Ltd.
(CETC No.26 Research Institute)
#14 Nanping Huayuan Road,
Chongqing, China, 400060

Part Number	LBT46901	
Rev. Date	2008-01-22	
Ver.	1.0	Page 2/3

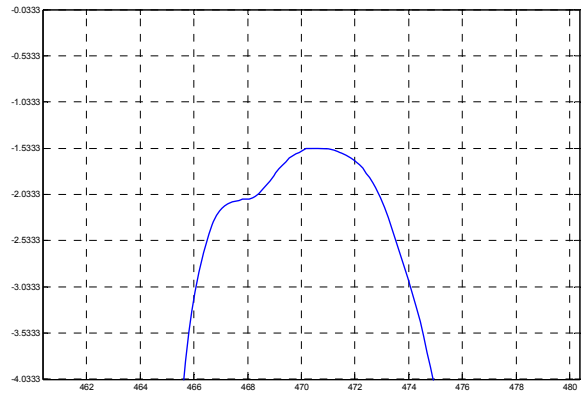
Typical Performance

Frequency Respond



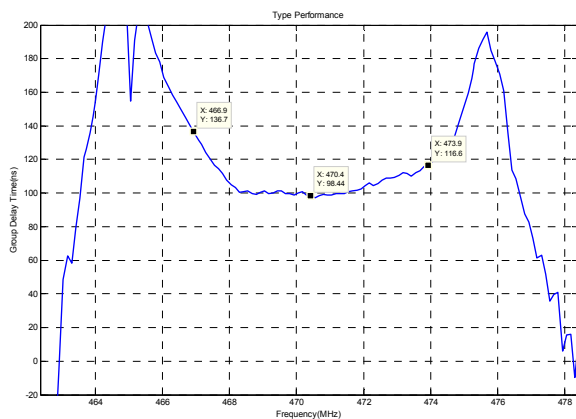
Horizontal: 10MHz/Div Vertical: 10dB/Div

Passband Respond



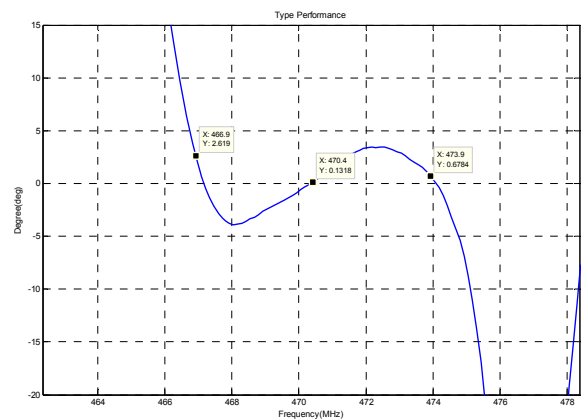
Horizontal: 2MHz/Div Vertical: 0.5dB/Div

Group Delay Variation($f_0 \pm 3.5$ MHz)



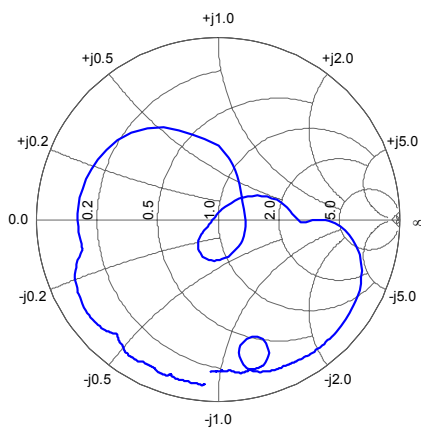
Horizontal: 2MHz/Div Vertical: 20ns/Div

Phase Linearity($f_0 \pm 3.5$ MHz)

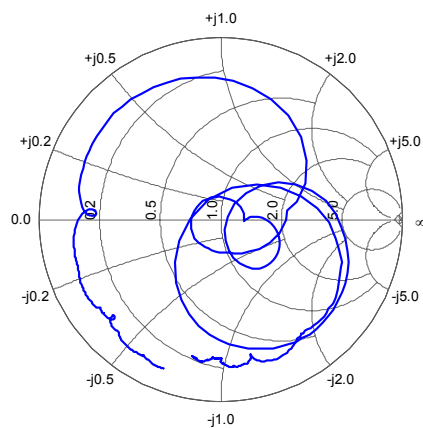


Horizontal: 2MHz/Div Vertical: 5deg/Div

Smith Chart S11



Smith Chart S22



SIPAT Co., Ltd.
(CETC No.26 Research Institute)
#14 Nanping Huayuan Road,
Chongqing, China, 400060

Part Number	LBT46901	
Rev. Date	2008-01-22	
Ver.	1.0	Page 3/3