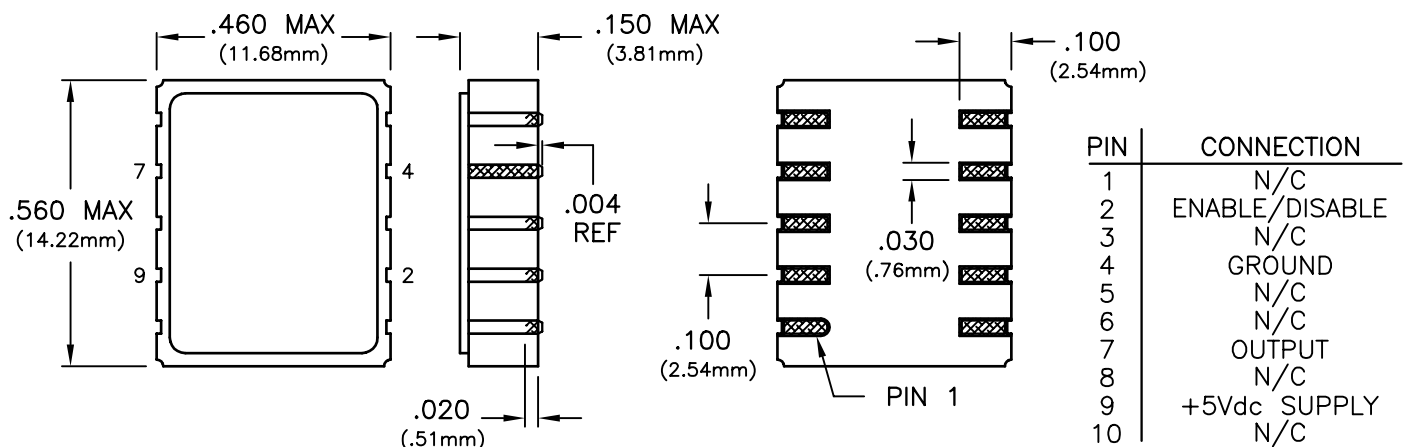


**SM AC MOS ENABLE/ DISABLE TRISTATE OUTPUT**

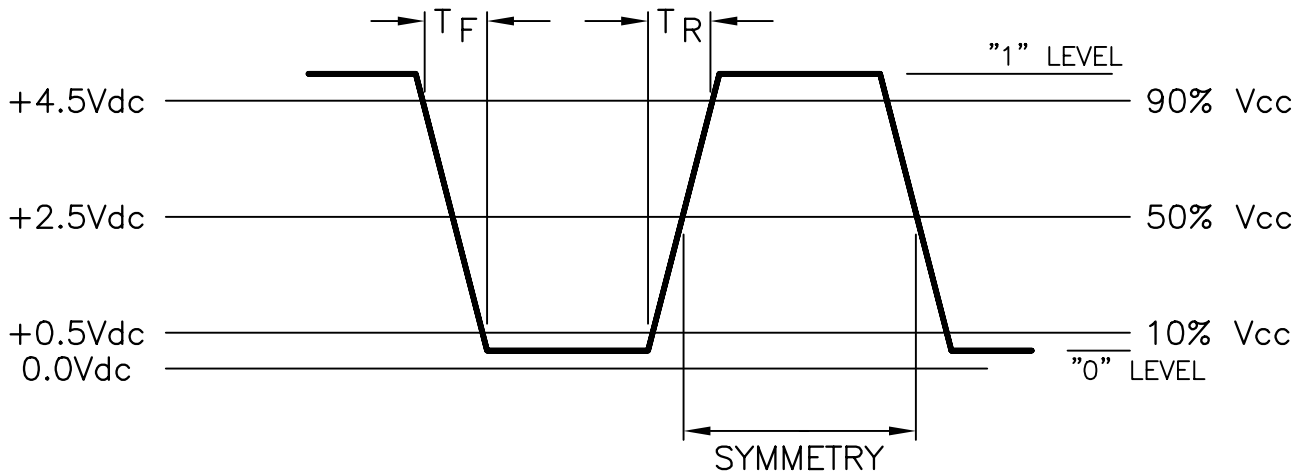
SPECIFICATIONS	ASM51R	ASM52R	ASM53R	ASM54R	
Frequency Range	14MHz to 125MHz				
Frequency Stability	±25ppm	±50ppm	±100ppm	±20ppm	
	(Inclusive of calibration tolerance at 25°C and operating temperature range)				
Temperature Range	0°C to +70°C				
Output	Waveform	CMOS Squarewave , TTL Compatible			
	Load	50pF			
	Voltage	Voh	4.40V Minimum		
		Vol	0.44V Maximum		
	Current	Ioh	-24mA		
		Iol	24mA		
	Duty Cycle	45/55 Maximum			
	Rise/Fall Time	3nS			
Input	Output E/D Time	100mS Maximum			
	Enable Vih	2.0V Minimum			
	Disable Vil	0.8V Maximum			
	Oscillator output is enabled with no connection on pin 2				
Start Up Time	10mS Maximum				
Supply Voltage	+5Vdc ±10%				
Supply Current	150mA Maximum				
Package	Hermetically sealed, leadless ceramic package				

**WARNING!** Do not insert oscillator into a hot circuit. Failure to comply will result in damage to oscillator.

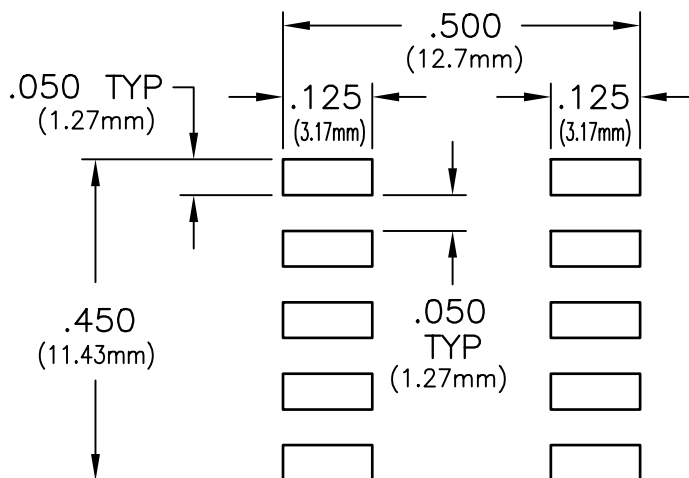
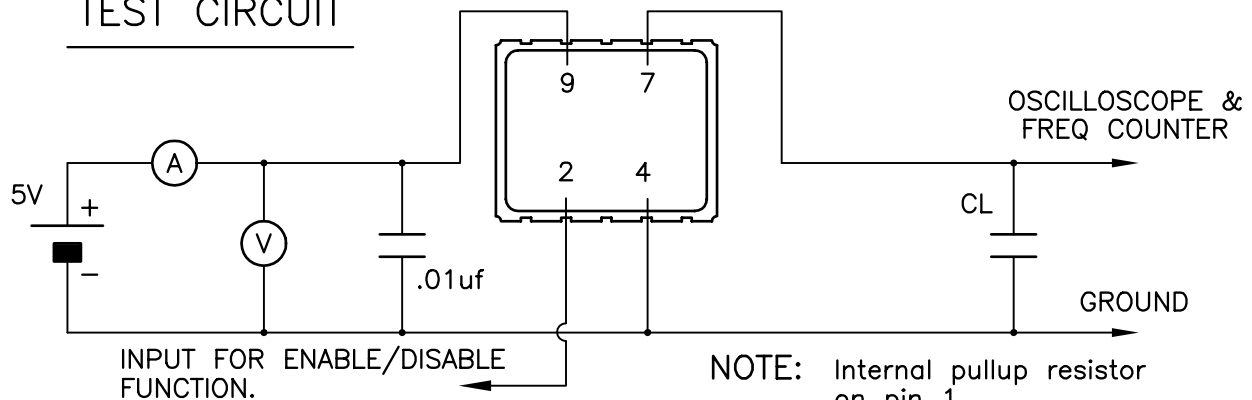


**ADVANCED CMOS SURFACE MOUNT**

OUTPUT WAVEFORM



TEST CIRCUIT



SUGGESTED PAD LAYOUT