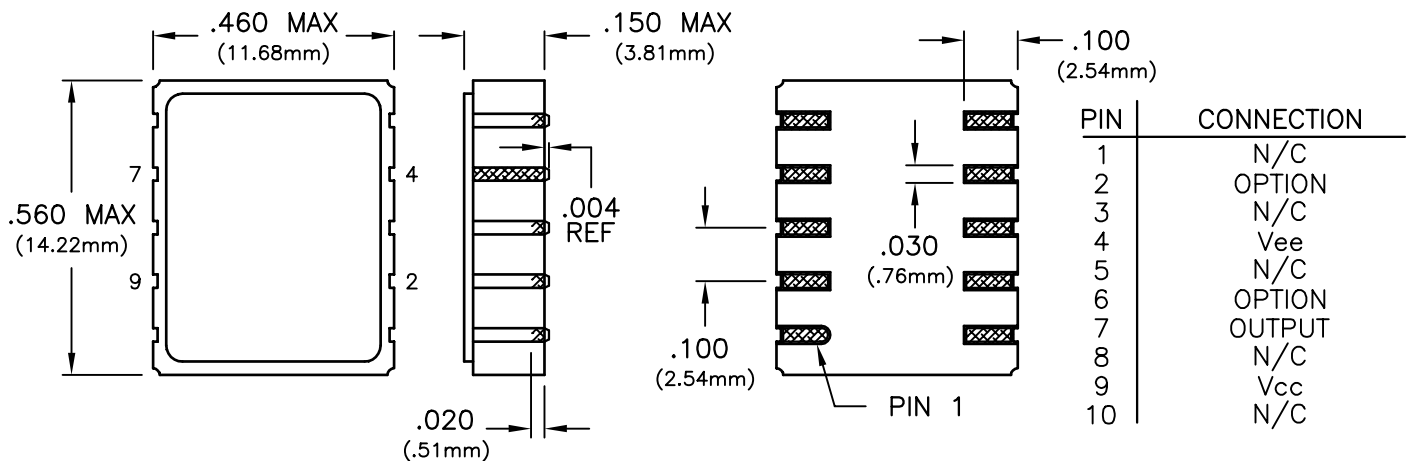


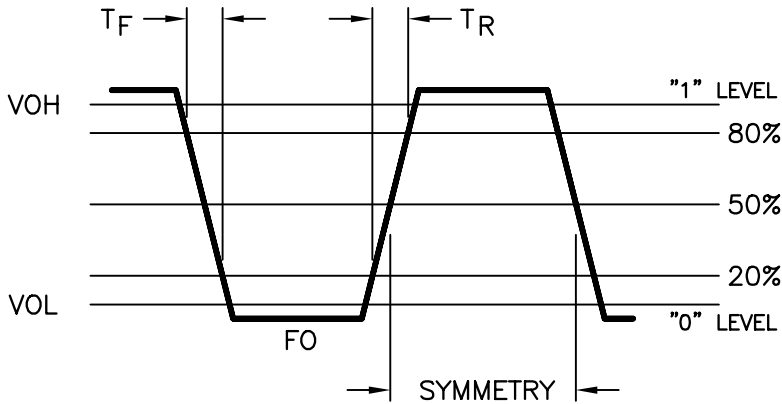
SURFACE MOUNT ECL OSCILLATORS

SPECIFICATIONS	EH91-51*	EH91-52*	EH91-53*	EH91-54*
Frequency Range	13MHz to 300MHz			
Frequency Stability	±25ppm	±50ppm	±100ppm	±20ppm
	(Inclusive of calibration tolerance at 25°C, operating temperature range, input voltage change, load change, aging, shock and vibration)			
Temperature Range	0°C to +70°C			
Output	Waveform	ECL Squarewave, 10K Compatible		
	Voltage Voh	-1.02 Minimum , -0.735 Maximum		
	Vol	-1.95 Minimum , -1.60 Maximum		
	Duty Cycle	45/55 Maximum measured at 50% level		
	Rise/Fall Time	2.3nS Maximum		
	Output must be terminated into 50 ohms to -2Vdc referenced to Vcc			
Supply Voltage	-5.2Vdc ±5%			
Supply Current	85mA Maximum			
Package	Hermetically sealed, leadless ceramic package			
Options * (add letter to end of model number)	0	Pin 2 and Pin 6: No Connection		
	1	Pin 6: Complementary Output , Pin 2: No Connection		
	2	Pin 2: Enable/Disable , Pin 6: No Connection Enable; Low Level, Vil (-1.60V Max) , Disable; High Level, Vih (-1.02V Min) NOTE: When oscillator is disabled the output is in a low state (Vol)		
	3	Pin 2: Complementary Output , Pin 6: No Connection		
	4	Pin 6: Complementary Output , Pin 2: Enable/Disable Pin 6 Disables to low state (Vol), Pin 7 Disables to high state (Voh)		

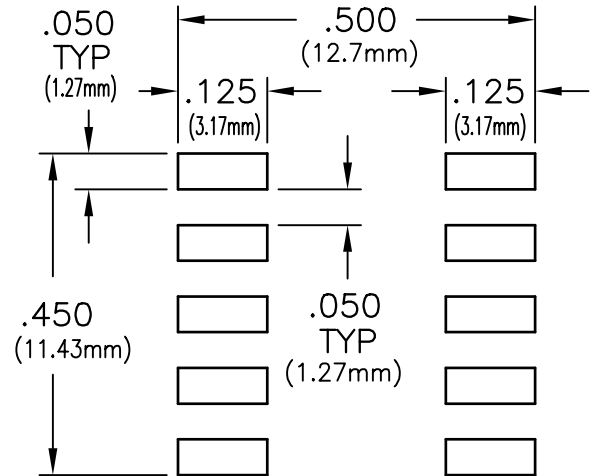


SURFACE MOUNT ECL OSCILLATOR

OUTPUT WAVEFORM



SUGGESTED PAD LAYOUT



TEST CIRCUIT

