

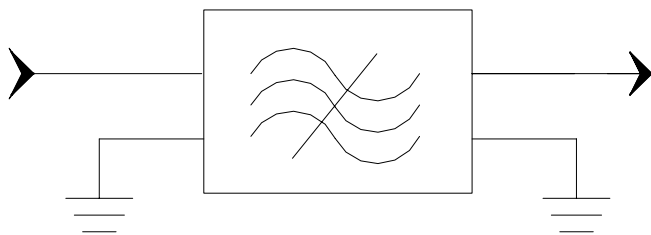
Specifications

Parameter	Unit	Minimum	Typical	Maximum
Center Frequency	MHz	139.9	140	140.1
Insertion Loss	dB	-	24.3	26
1 dB Bandwidth	MHz	1	1.05	-
3 dB Bandwidth	MHz	1.25	1.34	-
40 dB Bandwidth	MHz	-	2.48	2.6
Passband Variation	dB	-	0.3	1
Ultimate Rejection	dB	55	60	-
Absolute Delay	usec	-	2.77	3.5
Substrate Material		Quartz		
Ambient Temperature	°C	25		
Package Size		DIP2212 (22.2x12.8x4.7mm ³)		

Notes:


1. All specifications are based on the test circuit shown
2. In production, devices will be tested at room temperature to a guardbanded specification to ensure electrical compliance over temperature
3. Electrical margin has been built into the design to account for the variations due to temperature drift and manufacturing tolerances
4. This is the optimum impedance in order to achieve the performance show

Matching Configuration

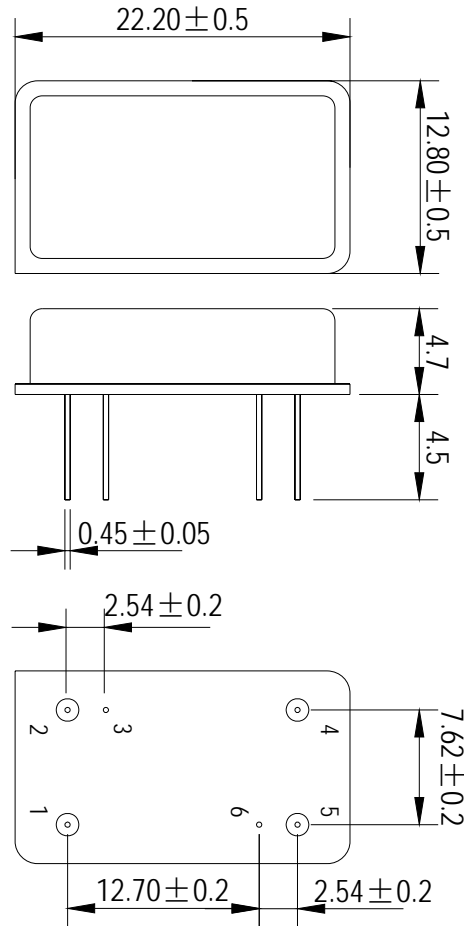


Source/Load Impedance=50 ohm

Notes - Component values may change depending on board layout.

	SIPAT Co., Ltd. (CETC No. 26 Research Institute) Nanping Huayuan Road No. 14 Chongqing, China, 400060	Part Number	SP LBS14063	
		Rev. Date	2004-12-9	
		Rev.	1.0	Page 1/3

Package Dimension

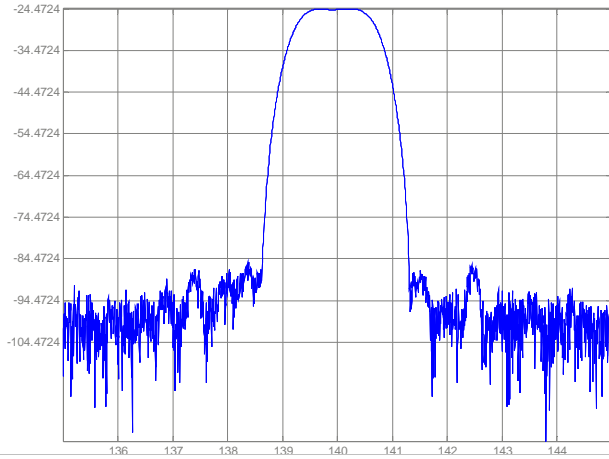


SIPAT Co., Ltd.
(CETC No. 26 Research Institute)
Nanping Huayuan Road No. 14
Chongqing, China, 400060

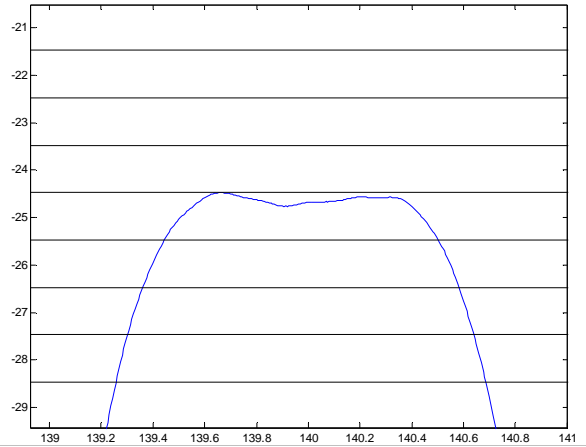
Part Number	SP LBS14063	
Rev. Date	2004-12-9	
Rev.	1.0	Page 2/3

Typical Performance

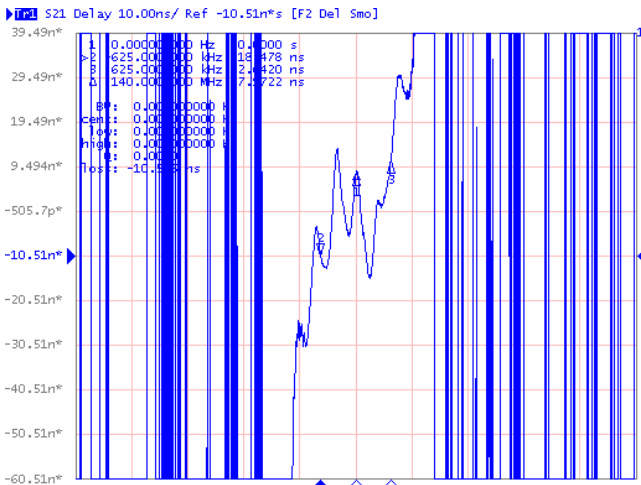
Frequency Respond



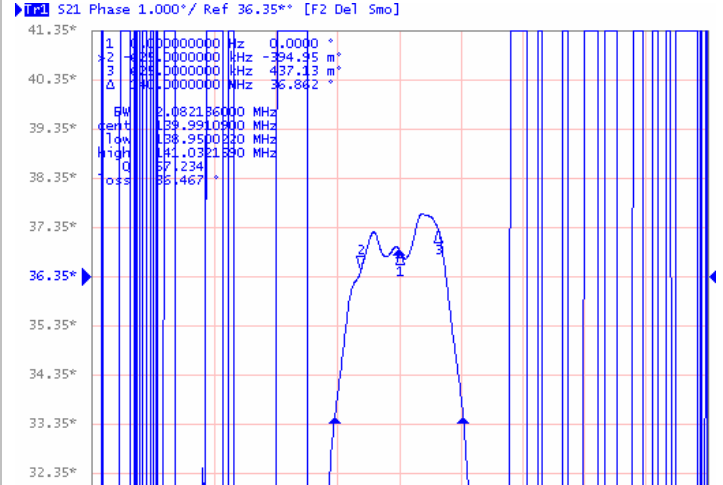
Passband Respond



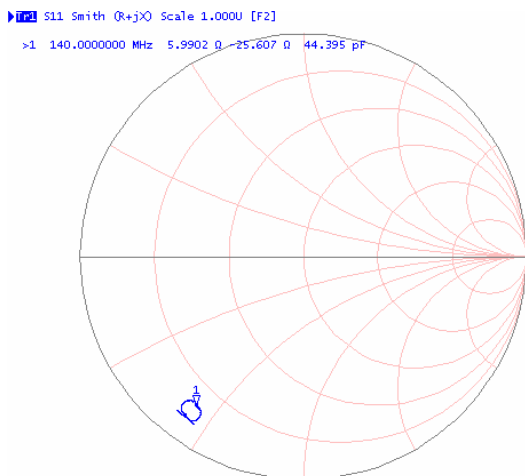
$F_0 \pm 625\text{kHz}$ Group delay Ripple



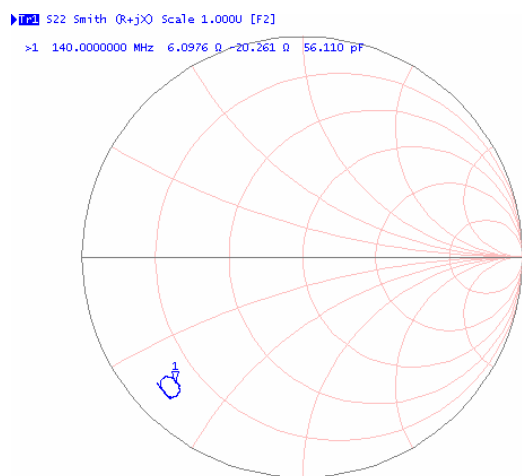
$F_0 \pm 625\text{kHz}$ Phase Linearity



Smith Chart S11



Smith Chart S22



SIPAT Co., Ltd.
(CETC No. 26 Research Institute)
Nanping Huayuan Road No. 14
Chongqing, China, 400060

Part Number

SP LBS14063

Rev. Date

2004-12-9

Rev.

1.0

Page 3/3