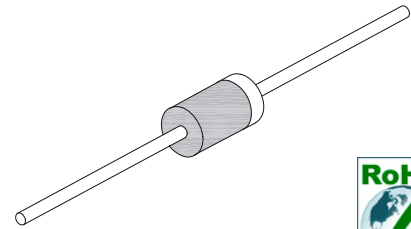


### 3.0A Standard Rectifier

#### Features

- Low Forward Voltage Drop
- High Current Capability
- High Surge Current Capability
- High Reliability
- High Temperature Soldering Guaranteed 260°C/10 seconds  
.375" (9.5mm) lead length, 5lbs (2.3kg) tension
- RoHS compliant



**DO-201AD**



#### Mechanical Data

<b>Case:</b>	Molded Plastic
<b>Epoxy:</b>	Meets UL 94V-0 flammability rating
<b>Terminals:</b>	Axial leads, solderable per MIL-STD-202, Method 208
<b>Polarity:</b>	Cathode indicated by color band
<b>Weight:</b>	0.042 Ounce, 1.2 gram

#### Maximum Ratings ( $T_{Ambient}=25^{\circ}C$ unless noted otherwise)

Symbol	Description	T3A05	T3A10	T3A20	T3A40	T3A60	T3A80	T3A100	Unit
<b>VRRM</b>	Maximum Repetitive Peak Reverse Voltage	50	100	200	400	600	800	1000	V
<b>VRMS</b>	Maximum RMS Voltage	35	70	140	280	420	560	700	V
<b>VDC</b>	Maximum DC Blocking Voltage	50	100	200	400	600	800	1000	V
<b>IO(AV)</b>	Maximum Average Forward Rectified Current @ $T_a=75^{\circ}C$	3.0							A
<b>IFSM</b>	Peak Forward Surge Current (Note1)	200							A
<b>TJ</b>	Operating Junction Temperature Range	-55 to +125							$^{\circ}C$
<b>TSTG</b>	Storage Temperature Range	-55 to +150							$^{\circ}C$

# 3.0A Standard Rectifier

## T3A05 - T3A100

### Electrical Characteristics ( $T_{Ambient}=25^{\circ}C$ unless noted otherwise)

Symbol	Description	T3A05	T3A10	T3A20	T3A40	T3A60	T3A80	T3A100	Unit
<b>V<sub>F</sub></b>	Maximum Forward Voltage @ I <sub>F</sub> =3.0A	1.0							V
<b>I<sub>R</sub></b>	Maximum DC Reverse Current at Rated DC Blocking Voltage	T <sub>A</sub> =25° C			5.0			μA	
		T <sub>A</sub> =100° C			50			uA	
<b>C<sub>J</sub></b>	Typical Junction Capacitance (Note2)	30							pf
<b>R<sub>θ-JA</sub></b>	Maximum Thermal Resistance (Note3)	20							° C/W

- Note:**
1. 8.3ms single half sine-wave superimposed on rated load (JEDEC method)
  2. Measured at 1MHz and applied reverse voltage of 4.0Volts D.C.
  3. Thermal resistance from junction to ambient at .375" (9.5mm) lead length.

### Typical Characteristics Curves

Fig.1- Forward Current Derating Curve

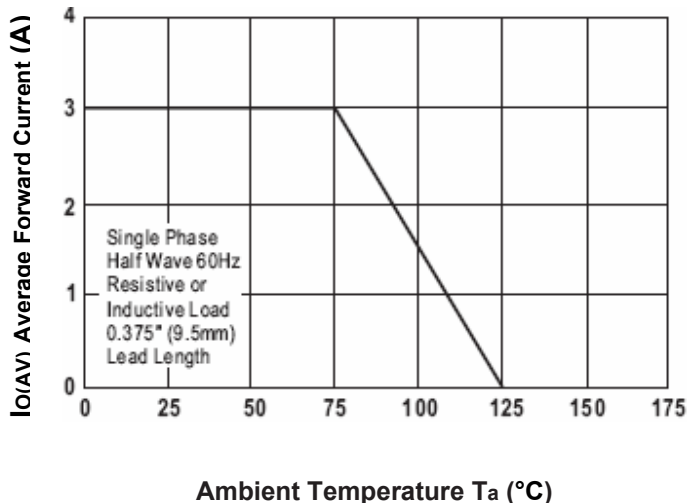
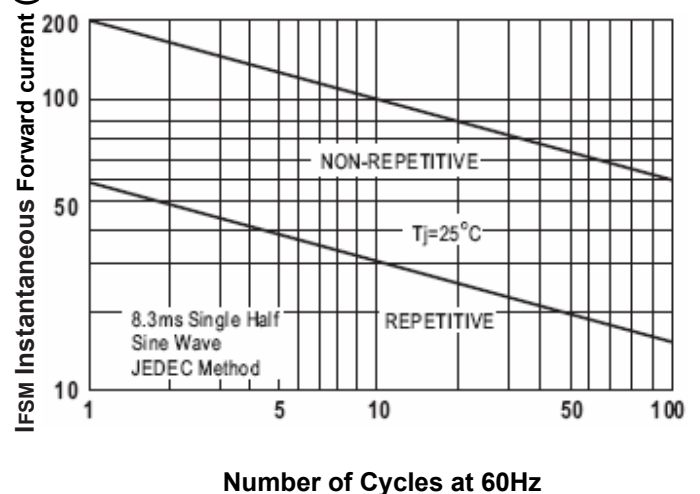


Fig.2-Max. Non-Repetitive Forward Surge Current



# 3.0A Standard Rectifier

## T3A05 - T3A100

Fig.3-Typical Instantaneous Forward Characteristics

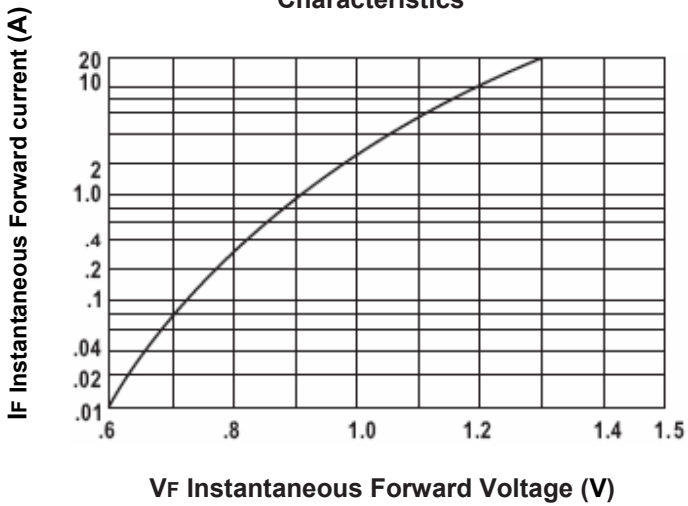


Fig.4- Typical Reverse Characteristics

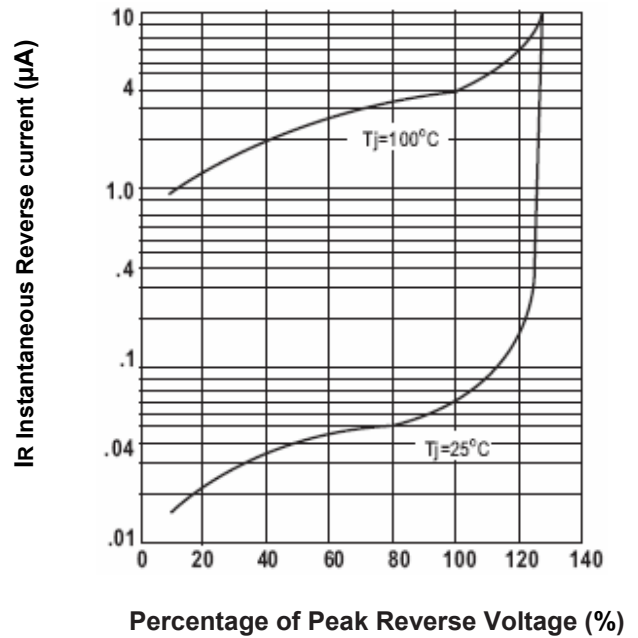
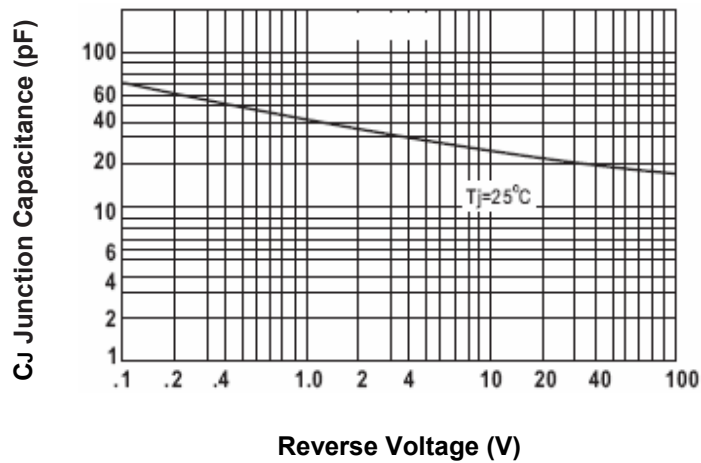


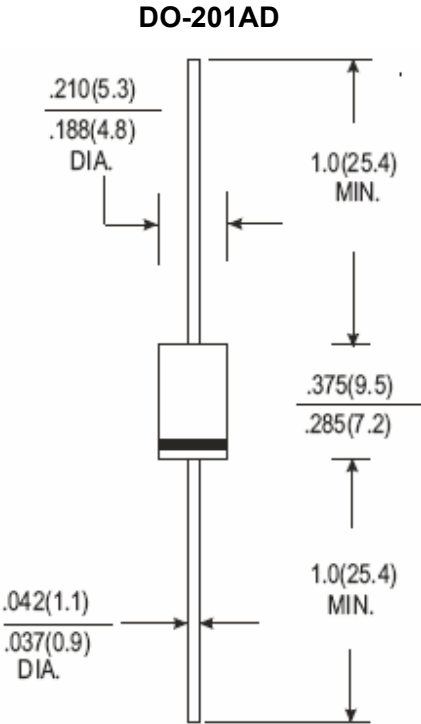
Fig.5-Typical junction capacitance



# 3.0A Standard Rectifier

## T3A05 - T3A100

Dimensions in inches (mm)



## 3.0A Standard Rectifier

---

T3A05 - T3A100

### How to contact us:

#### **US HEADQUARTERS**

28040 WEST HARRISON PARKWAY, VALENCIA, CA 91355-4162

Tel: (800) TAITRON (800) 824-8766 (661) 257-6060

Fax: (800) TAITFAX (800) 824-8329 (661) 257-6415

Email: [taitron@taitroncomponents.com](mailto:taitron@taitroncomponents.com)

Http://[www.taitroncomponents.com](http://www.taitroncomponents.com)

#### **TAITRON COMPONENTS MEXICO, S.A .DE C.V.**

BOULEVARD CENTRAL 5000 INTERIOR 5 PARQUE INDUSTRIAL ATITALAQUIA, HIDALGO C.P.

42970 MEXICO

Tel: +52-55-5560-1519

Fax: +52-55-5560-2190

#### **TAITRON COMPONETS INCORPORATED E REPRESENTAÇÕES DO BRASIL LTDA**

RUA DOMINGOS DE MORAIS, 2777, 2.ANDAR, SALA 24 SAÚDE - SÃO PAULO-SP 04035-001 BRAZIL

Tel: +55-11-5574-7949

Fax: +55-11-5572-0052

#### **TAITRON COMPONETS INCORPORATED, SHANGHAI REPRESENTATIVE OFFICE**

CROSS REGION PLAZA, 899 LINGLING ROAD, SUITE 18C, SHANGHAI, 200030, CHINA

Tel: +86-21-5424-9942

Fax: +86-21-5424-9931