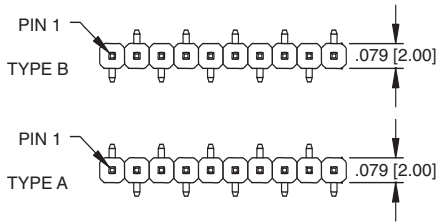



D2PH-1 (SMT)

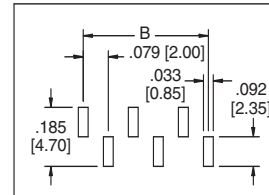
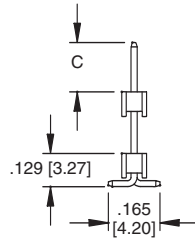
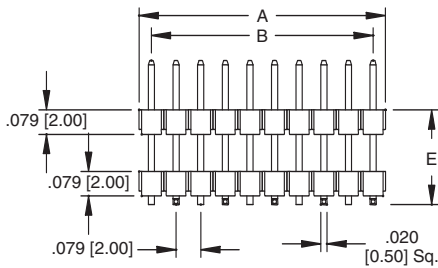


A = .079" [2.00] x No. of positions
 B = .079" [2.00] x No. of spaces

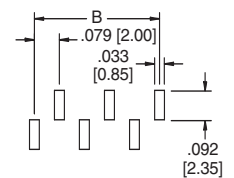


D2PH-1-12-U-.100/SMT/.240

Recommended PCB Layout

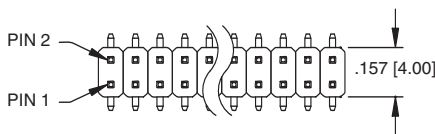


SMT-A




SMT-B

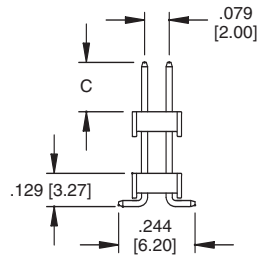
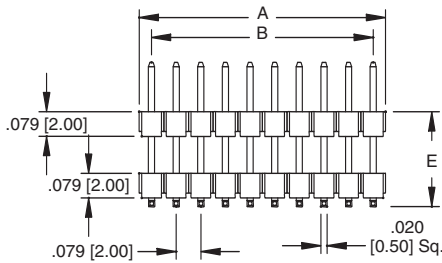
D2PH-2 (SMT)



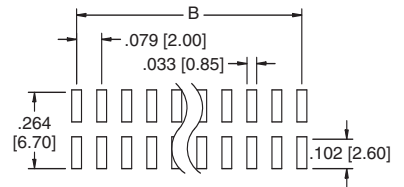
A = .079" [2.00] x No. of positions
 B = .079" [2.00] x No. of spaces



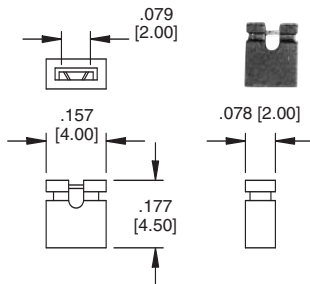
D2PH-2-16-U-.145/SMT/.360



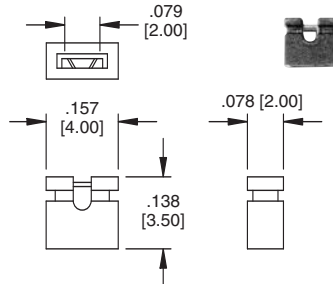
Recommended PCB Layout



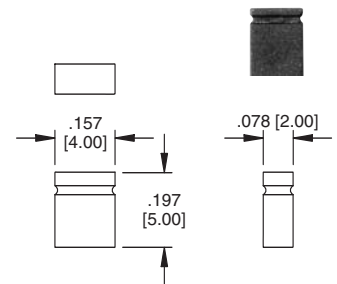
MS2A



MS2B

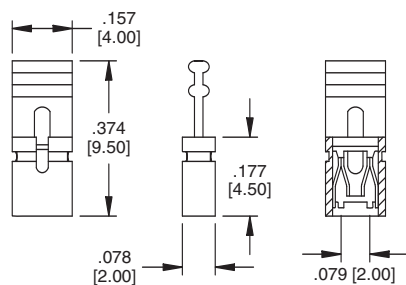


MS2C



MS2H-1

WITH RIGID SHORT HANDLE



MS2H-2

WITH FLEXIBLE LONG HANDLE

