

Ultra High Precision, High Resolution Z-Foil Audio Resistor, with TCR of $\pm 0.2 \text{ ppm}/^\circ\text{C}$, Tolerance to $\pm 0.01 \%$ and Noise $< -40 \text{ dB}$



Any value at any tolerance available within resistance range

INTRODUCTION

The VAR, composed of Vishay's Bulk Metal® Z-foil technology, with improved sound quality, provides a combination of low noise and low inductance/capacitance, making it unrivalled for applications requiring low noise and distortion-free properties.

While the regular foil resistors are already widely acknowledged as the leading resistors for audio applications, the special "naked Z-foil resistor" design without mold or encapsulation, adds an additional dimension for reducing signal distortion and increasing clarity in signal processing.

Our application engineering department is available to advise and to make recommendations. For non-standard technical requirements and special applications, please contact us.

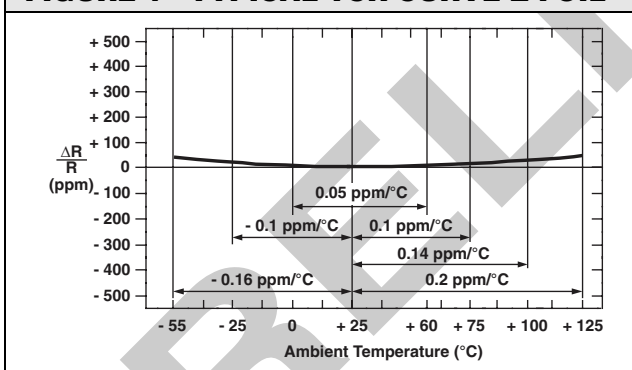
FEATURES

- Temperature coefficient of resistance (TCR):
- 55 °C to + 125 °C, 25 °C ref.
 $\pm 0.2 \text{ ppm}/^\circ\text{C}$ typical (see table 1)
- Rated power: to 0.4 W at + 70 °C
- Tolerance: to $\pm 0.01 \%$
- Load life stability: to $\pm 0.01 \%$ at 70 °C, 2000 h at rated power
- Resistance range: 10 Ω to 100 k Ω (higher or lower values of resistance are available)
- Electrostatic discharge (ESD) above 25 000 V
- Non inductive, non capacitive design
- Rise time: 1 ns without ringing
- Current noise: $< -40 \text{ dB}$
- Thermal EMF: 0.05 $\mu\text{V}/^\circ\text{C}$ typical
- Voltage coefficient: $< 0.1 \text{ ppm/V}$
- Low inductance: $< 0.08 \mu\text{H}$ typical
- Non hot spot design
- Terminal finishes available: lead (Pb)-free tin/lead alloy



RoHS*
COMPLIANT

FIGURE 1 - TYPICAL TCR CURVE Z-FOIL



APPLICATIONS

- High precision amplifiers
- High-end speaker system
- High-end audio circuit
- Transducer
- High fidelity audio amplifier

TABLE 1 - RESISTANCE VERSUS TCR (- 55 °C to + 125 °C, + 25 °C Ref.)

RESISTOR	RESISTANCE VALUE (Ω)	TYPICAL TCR AND MAXIMUM SPREAD ($\text{ppm}/^\circ\text{C}$)	TIGHTEST TOLERANCE (%)
VAR	100 to < 100K	$\pm 0.2 \pm 1.8$	0.01
	50 to < 100	$\pm 0.2 \pm 2.8$	0.01
	10 to < 50	$\pm 0.2 \pm 3.8$	0.02

Note:

- For other values and tighter tolerances, please contact application engineering using the footer below

* Pb containing terminations are not RoHS compliant, exemptions may apply

VAR (Vishay Audio Resistor)



Vishay Foil Resistors Ultra High Precision, High Resolution Z-Foil Audio Resistor,
with TCR of $\pm 0.2 \text{ ppm}/^\circ\text{C}$, Tolerance to $\pm 0.01 \%$
and Noise $< -40 \text{ dB}$

FIGURE 2 - STANDARD DIMENSIONS

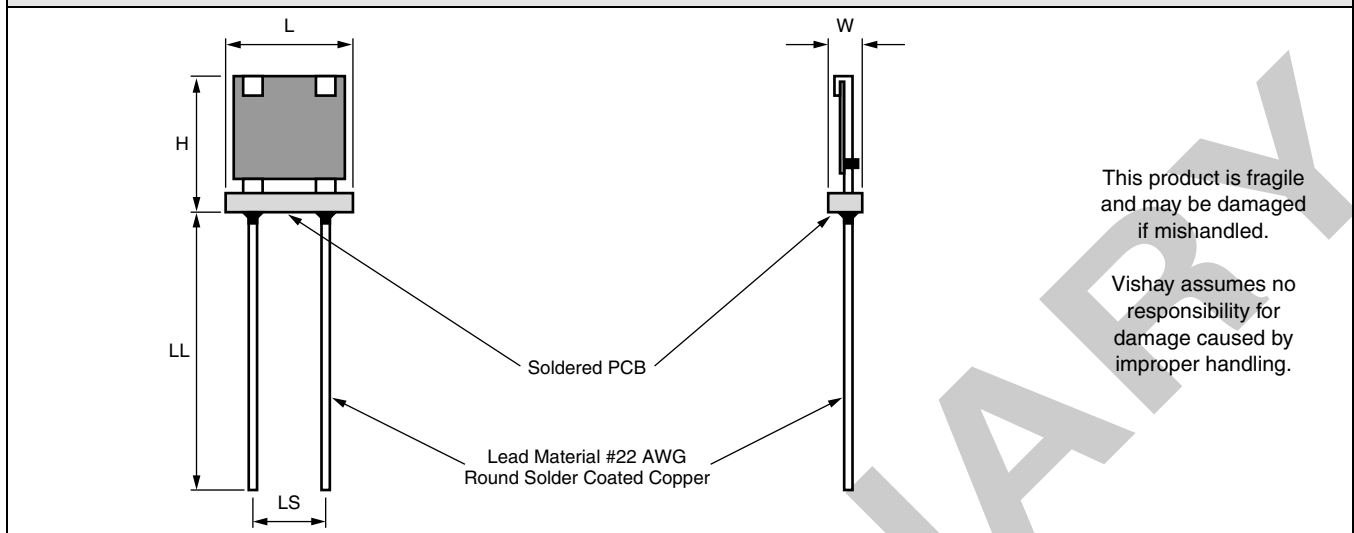


TABLE 2 - SPECIFICATIONS

RESISTANCE RANGE (Ω)	MAXIMUM WORKING VOLTAGE	AMBIENT POWER RATING		DIMENSIONS	
		at $+70^\circ\text{C}$	at $+125^\circ\text{C}$	INCHES	mm
10 to 100K	200	0.4 W	0.2 W	W: 0.080 max. L: 0.250 max. H: 0.310 max. LL: 1.000 ± 0.125 LS: 0.150 ± 0.005	W: 2.03 max. L: 6.35 max. H: 7.87 max. LL: 25.4 ± 3.18 LS: 3.81 ± 0.13

FIGURE 3 - POWER DERATING CURVE

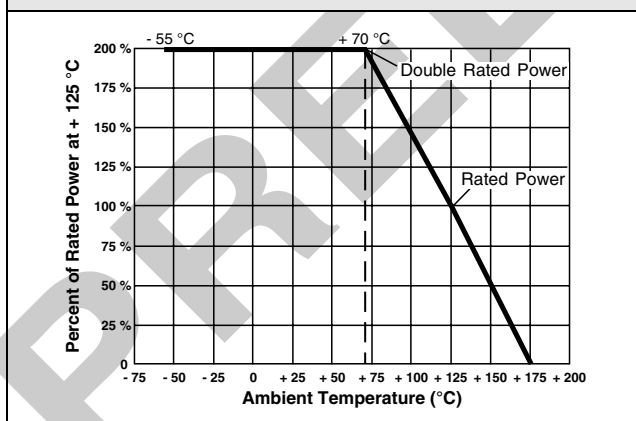
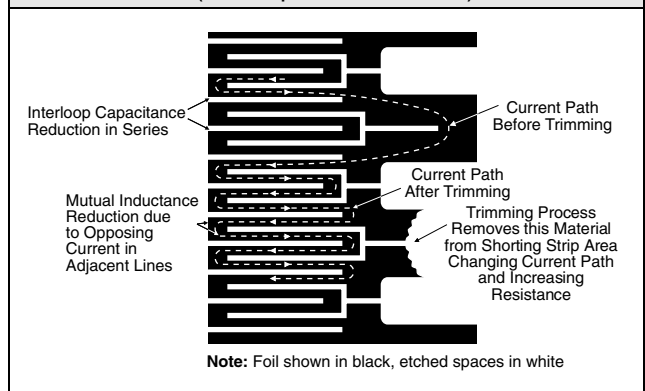


FIGURE 4 - TRIMMING TO VALUES
(Conceptual Illustration)



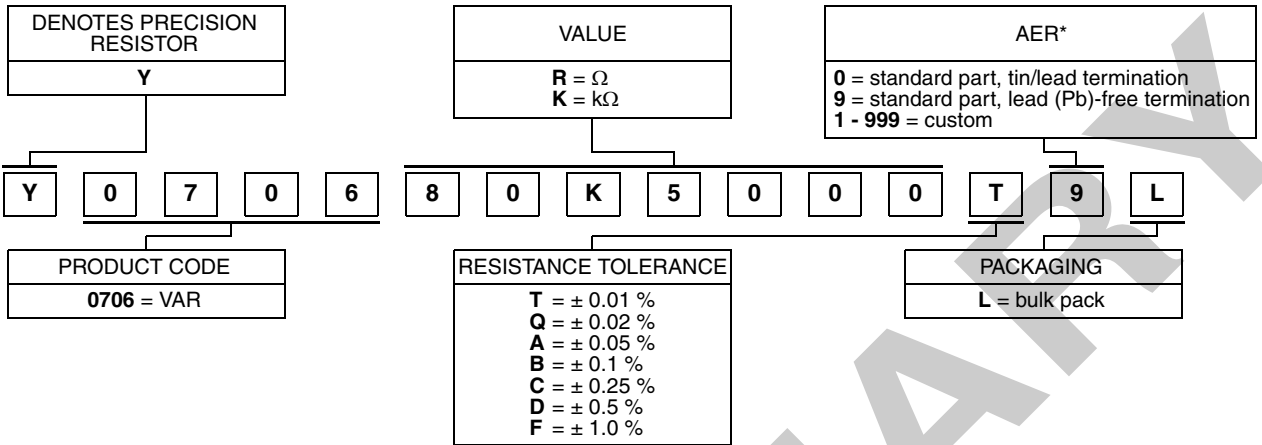


VAR (Vishay Audio Resistor)

Ultra High Precision, High Resolution Z-Foil Audio Resistor, Vishay Foil Resistors
with TCR of $\pm 0.2 \text{ ppm}/^\circ\text{C}$, Tolerance to $\pm 0.01 \%$
and Noise $< -40 \text{ dB}$

TABLE 3 - GLOBAL PART NUMBER INFORMATION

NEW GLOBAL PART NUMBER: Y070680K5000T9L (preferred part number format)

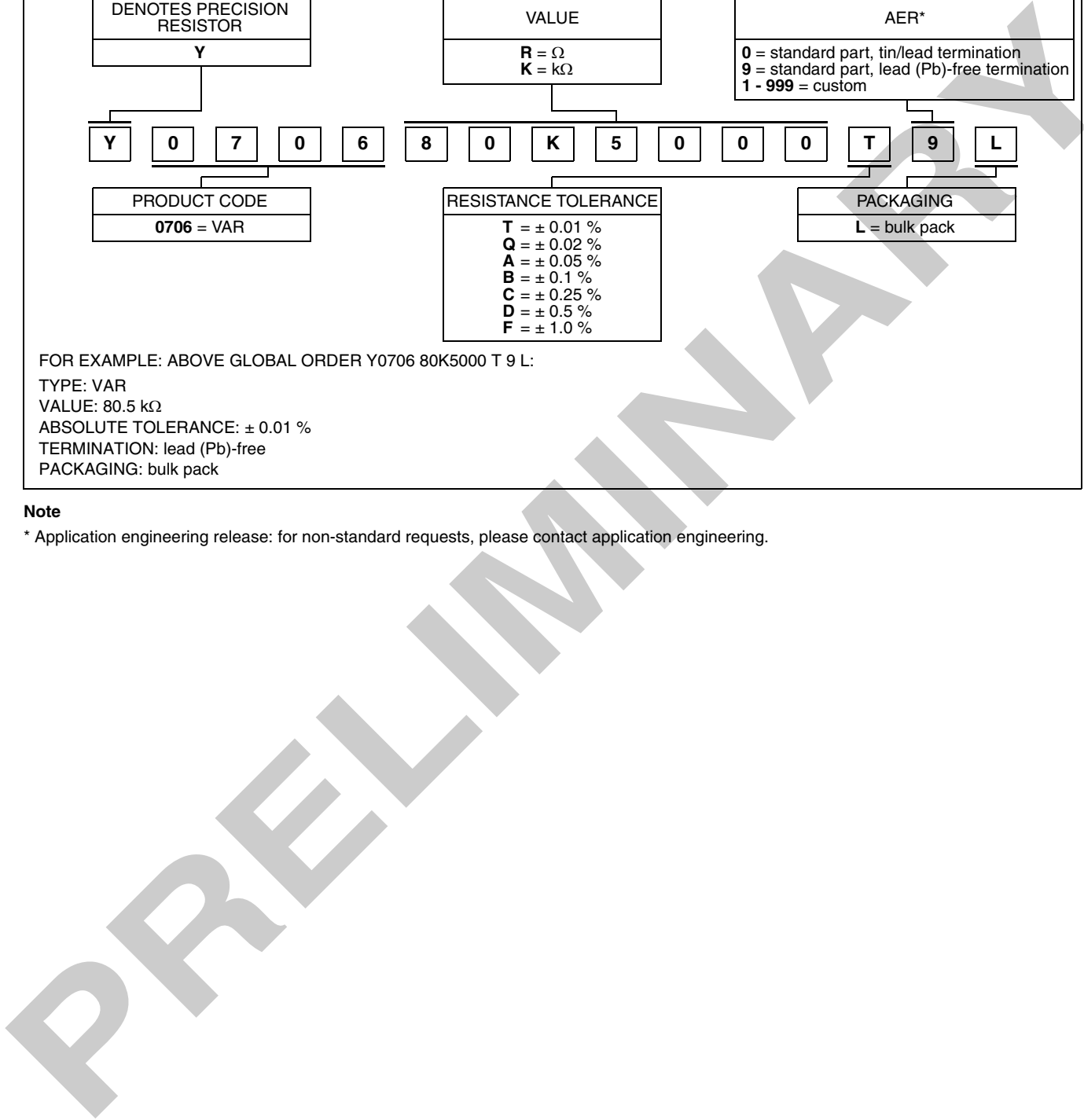


FOR EXAMPLE: ABOVE GLOBAL ORDER Y0706 80K5000 T 9 L:

TYPE: VAR
VALUE: $80.5 \text{ k}\Omega$
ABSOLUTE TOLERANCE: $\pm 0.01 \%$
TERMINATION: lead (Pb)-free
PACKAGING: bulk pack

Note

* Application engineering release: for non-standard requests, please contact application engineering.





Disclaimer

All product specifications and data are subject to change without notice.

Vishay Intertechnology, Inc., its affiliates, agents, and employees, and all persons acting on its or their behalf (collectively, "Vishay"), disclaim any and all liability for any errors, inaccuracies or incompleteness contained herein or in any other disclosure relating to any product.

Vishay disclaims any and all liability arising out of the use or application of any product described herein or of any information provided herein to the maximum extent permitted by law. The product specifications do not expand or otherwise modify Vishay's terms and conditions of purchase, including but not limited to the warranty expressed therein, which apply to these products.

No license, express or implied, by estoppel or otherwise, to any intellectual property rights is granted by this document or by any conduct of Vishay.

The products shown herein are not designed for use in medical, life-saving, or life-sustaining applications unless otherwise expressly indicated. Customers using or selling Vishay products not expressly indicated for use in such applications do so entirely at their own risk and agree to fully indemnify Vishay for any damages arising or resulting from such use or sale. Please contact authorized Vishay personnel to obtain written terms and conditions regarding products designed for such applications.

Product names and markings noted herein may be trademarks of their respective owners.