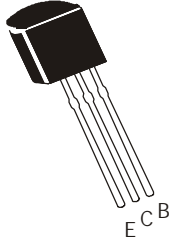


**NPN SILICON PLANAR EPITAXIAL, HIGH SPEED,
HIGH VOLTAGE SWITCHING TRANSISTOR**

CSD13002



**TO-92
Plastic Package**

For Lead Free Parts,
Devices Part # will be
Perfixed with "T"

Applications

Suitable for Lighting, Switching Regulator and Motor Control

ABSOLUTE MAXIMUM RATING (T_a=25°C)

DESCRIPTION	SYMBOL	VALUE	UNIT
Collector Base Voltage	V _{CBO}	600	V
Collector Emitter Voltage	V _{CEO}	400	V
Emitter Base Voltage	V _{EBO}	9.0	V
Collector Current Continuous	I _C	0.5	A
Collector Power Dissipation	P _D	1.0	W
Junction Temperature	T _j	150	°C
Storage Temperature Range	T _{stg}	- 55 to +150	°C
Junction to Ambient in free air	R _{th(j-a)}	125	°C/W

ELECTRICAL CHARACTERISTICS (T_a=25°C unless specified otherwise)

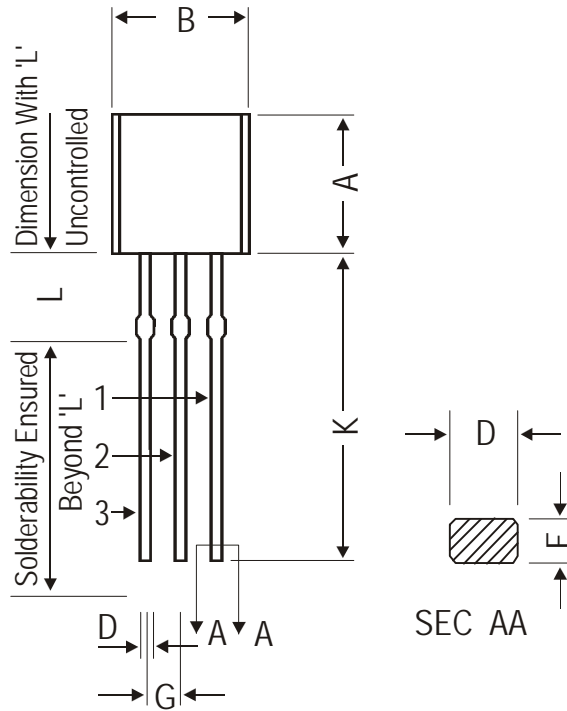
DESCRIPTION	SYMBOL	TEST CONDITION	MIN	TYP	MAX	UNIT
Collector Base Voltage	V _{CBO}	I _C =1mA, I _E =0	700			V
Collector Cut Off Current	I _{CBO}	V _{CB} =600V, I _E = 0			100	μA
Emitter Cut Off Current	I _{EBO}	V _{EB} =9V, I _C =0			100	μA
DC Current Gain	h _{FE}	I _C =0.1A, V _{CE} =5V *I _C =0.2A, V _{CE} =2V I _C =0.4A, V _{CE} =5V	18 14 18		40 30	
Collector Emitter Saturation Voltage	V _{CE(sat)}	I _C =200mA, I _B =40mA			0.8	V
Base Emitter Saturation Voltage	V _{BE(sat)}	I _C =200mA, I _B =40mA			1.2	V
Storage Time	t _s	I _C =0.1A	1.5		5.5	μs
Transition Frequency	f _T	V _{CE} =10V, I _C =50mA, f=1MHz	5.0			MHz

***h_{FE} Classification**

Note:- Product is pre selected in DC current gain (Groups A to E). CDIL reserves the right to ship any of the groups according to production availability.	A	B	C	E
	14-19	18-22	21-25	24-30
MARKING	CSD 13002 A	CSD 13002 B	CSD 13002 C	CSD 13002 E

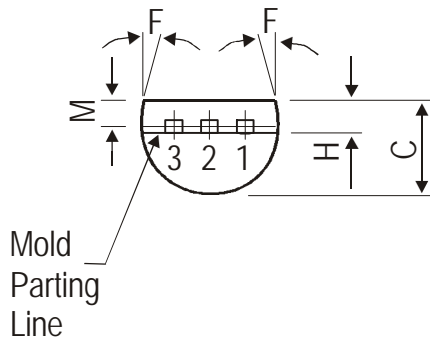
TO-92
For Lead Free Parts,
Devices Part # will be
Perfixed with "T"

TO-92 Plastic Package




DIM	MIN.	MAX.
A	4.32	5.33
B	4.45	5.20
C	3.18	4.19
D	0.41	0.55
E	0.35	0.50
F	5 DEG	
G	1.14	1.40
H	1.20	1.40
K	12.70	—
L	1.982	2.082
M	1.03	1.20

All dimensions are in mm



PIN CONFIGURATION

1. BASE
2. COLLECTOR
3. EMITTER



The TO-92 Package, Tape and Ammo Pack Drawings are correct as on the date of issue/revision of this Data Sheet.

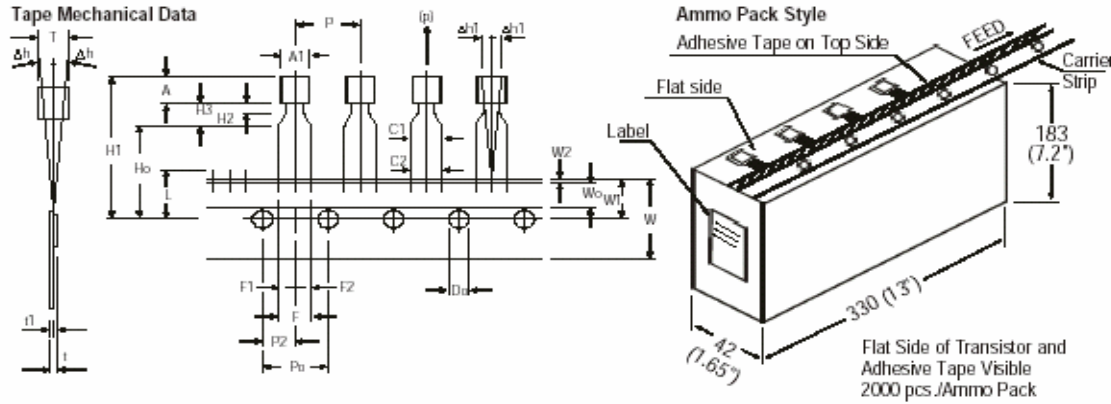
The currently valid dimensions and information, may please be confirmed from the TO-92 Drawing in the Packages and Packing Section of the Product Catalogue.

Packing Details

PACKAGE	STANDARD PACK		INNER CARTON BOX		OUTER CARTON BOX		
	Details	Net Weight/Qty	Size	Qty	Size	Qty	Gr Wt
TO-92 Bulk	1K/polybag	200 gm/1K pcs	3" x 7.5" x 7.5"	5K	17" x 15" x 13.5"	80K	23 kgs
TO-92 T&A	2K/ammo box	645 gm/2K pcs	12.5" x 8" x 1.8"	2K	17" x 15" x 13.5"	32K	12.5 kgs

TO-92
Plastic Package
 For Lead Free Parts,
 Devices Part # will be
 Perfixed with "T"

TO-92 Tape and Ammo Pack



All dimensions are in mm

ITEM	SYMBOL	SPECIFICATION			
		MIN.	NOM.	MAX.	TOL.
BODY WIDTH	A1	4.45		5.20	
BODY HEIGHT	A	4.32		5.33	
BODY THICKNESS	T	3.18		4.19	
PITCH OF COMPONENT	P		12.7		± 1.0
*1 FEED HOLE PITCH	P ₀		12.7		± 0.3
*2 FEED HOLE CENTRE TO COMPONENT CENTRE	P ₂		6.35		± 0.4
DISTANCE BETWEEN OUTER LEADS	F		5.08		+0.6 -0.2
*3 COMPONENT ALIGNMENT SIDE VIEW	Δh		0	1.0	
*4 COMPONENT ALIGNMENT FRONT VIEW	Δh_1		0	1.3	
TAPE WIDTH	W		18		± 0.5
HOLD-DOWN TAPE WIDTH	W ₀		6		± 0.2
HOLE POSITION	W ₁		9		+0.7 -0.5
HOLD-DOWN TAPE POSITION	W ₂	0.0		0.7	
LEAD WIRE CLINCH HEIGHT	H ₀		16		± 0.5
COMPONENT HEIGHT	H ₁			24.0	
LENGTH OF SNIPPED LEADS	L			11.0	
FEED HOLE DIAMETER	D ₀		4		± 0.2
*5 TOTAL TAPE THICKNESS	t			1.2	
LEAD - TO - LEAD DISTANCE	F ₁ , F ₂	2.40		2.70	-0.1
STAND OFF	H ₂	0.45		1.45	
CLINCH HEIGHT	H ₃			3.0	
LEAD PARALLELISM	C ₁ - C ₂			0.22	
PULL - OUT FORCE	(p)	6N			

NOTES

- Maximum alignment deviation between leads will not to be greater than 0.2mm.
- Maximum non-cumulative variation between tape feed holes shall not exceed 1 mm in 20 pitches.
- Holddown tape will not exceed beyond the edge(s) of carrier tape and there shall be no exposure of adhesive.
- There will be no more than three (3) consecutive missing components in a tape.
- A tape trailer, having at least three feed holes are provided after the last component in a tape.
- Splices should not interfere with the sprocket feed holes.

REMARKS

- *1 Cumulative pitch error 1.0 mm/20 pitch
- *2 To be measured at bottom of clinch
- *3 At top of body
- *4 At top of body
- *5 t1 0.3 – 0.6 mm

Component Disposal Instructions

- CDIL Semiconductor Devices are RoHS compliant, customers are requested to please dispose as per prevailing Environmental Legislation of their Country.
- In Europe, please dispose as per EU Directive 2002/96/EC on Waste Electrical and Electronic Equipment (WEEE).

**TO-92
Plastic Package**

**For Lead Free Parts,
Devices Part # will be
Prefixed with "T"**

Disclaimer

The product information and the selection guides facilitate selection of the CDIL's Semiconductor Device(s) best suited for application in your product(s) as per your requirement. It is recommended that you completely review our Data Sheet(s) so as to confirm that the Device(s) meet functionality parameters for your application. The information furnished in the Data Sheet and on the CDIL Web Site/CD are believed to be accurate and reliable. CDIL however, does not assume responsibility for inaccuracies or incomplete information. Furthermore, CDIL does not assume liability whatsoever, arising out of the application or use of any CDIL product; neither does it convey any license under its patent rights nor rights of others. These products are not designed for use in life saving/support appliances or systems. CDIL customers selling these products (either as individual Semiconductor Devices or incorporated in their end products), in any life saving/support appliances or systems or applications do so at their own risk and CDIL will not be responsible for any damages resulting from such sale(s).

CDIL strives for continuous improvement and reserves the right to change the specifications of its products without prior notice.



CDIL is a registered Trademark of
Continental Device India Limited

C-120 Naraina Industrial Area, New Delhi 110 028, India.
Telephone + 91-11-2579 6150, 4141 1112 Fax + 91-11-2579 5290, 4141 1119
email@cdil.com www.cdilsemi.com