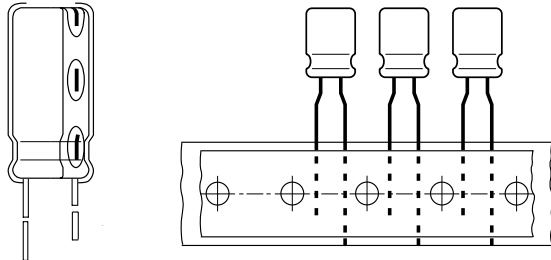


Aluminum Capacitors Low Leakage Current Radial Style



Component outlines

FEATURES

- Polarized aluminum electrolytic capacitor
- High CU product with miniature dimensions
- Low leakage current
- Low energy requirement
- Temperature range 105 °C
- RoHS compliant



RoHS
COMPLIANT

APPLICATIONS

- Industrial electronics, automotive electronics, audio/video systems
- Coupling, decoupling, timing elements, storage
- Portable and mobile units

QUICK REFERENCE DATA

DESCRIPTION	UNIT	VALUE
Nominal case size (Ø D x L)	mm	5 x 11 to 10 x 12.5
Rated capacitance range C_R	μF	0.10 to 330
Capacitance tolerance	%	± 20
Rated voltage range	V	10 to 50
Category temperature range	°C	- 55 to + 105
Load life	h	1000
Based on sectional specification		IEC 60384-4/EN 130300
Climatic category IEC 60068		55/105/56

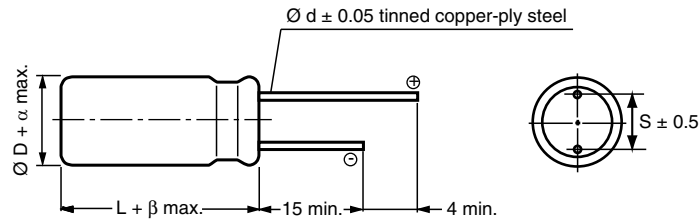
SELECTION CHART FOR C_R , U_R AND RELEVANT NOMINAL CASE SIZE (Ø D x L in mm)

C_R (μF)	RATED VOLTAGE (V)				
	10	16	25	35	50
0.10	→	→	→	→	5 x 11
0.15	→	→	→	→	5 x 11
0.22	→	→	→	→	5 x 11
0.33	→	→	→	→	5 x 11
0.47	→	→	→	→	5 x 11
0.68	→	→	→	→	5 x 11
1.0	→	→	→	→	5 x 11
1.5	→	→	→	→	5 x 11
2.2	→	→	→	→	5 x 11
3.3	→	→	→	→	5 x 11
4.7	→	→	→	→	5 x 11
6.8	→	→	→	→	5 x 11
10	→	→	→	→	5 x 11
15	→	→	→	5 x 11	6.3 x 11
22	→	→	5 x 11	→	6.3 x 11
33	→	5 x 11	→	6.3 x 11	8 x 11.5
47	5 x 11	→	6.3 x 11	→	8 x 11.5
68	→	6.3 x 11	→	8 x 11.5	10 x 12.5
100	6.3 x 11	→	8 x 11.5	10 x 12.5	-
150	→	8 x 11.5	10 x 12.5	-	-
220	8 x 11.5	10 x 12.5	-	-	-
330	10 x 12.5	-	-	-	-

Aluminum Capacitors Low Leakage Current Radial Style

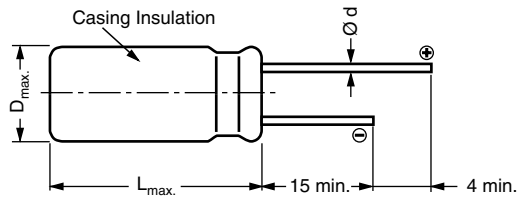
Vishay Roederstein

RADIAL STYLE: DIMENSIONS in millimeters

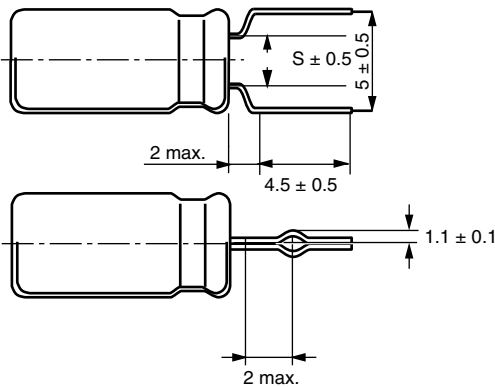


Ø D	5	6.3	8	10	12.5	16	18	22	25
S	2.0	2.5	3.5	5.0	5.0	7.5	7.5	10.0	12.5
Ø d	0.5	0.5	0.6	0.6	0.6	0.8	0.8	1.0	1.0
β	1.5			2.0					
α	0.5							1.0	

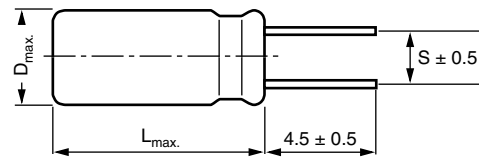
DIMENSIONS in millimeters AND AVAILABLE FORMS



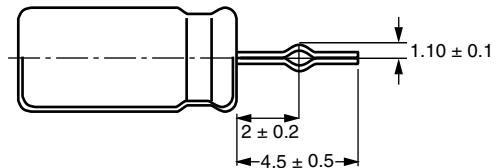
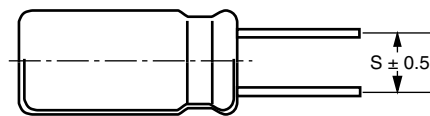
Ø D ≤ 18 long leads MALREKI00...



Ø D ≤ 8 leads shortened and formed MALREKI09...
(S = 2.0/2.5/3.5 mm)



Ø D ≤ 18 shortened leads MALREKI05...
(S = 2/2.5/3.5/5/7.5 mm)



10 ≤ Ø D ≤ 18 leads shortened and formed MALREKI06...
(S = 5/7.5 mm)

GENERAL NOTE

- For Standard Packaging Quantity (SPQ) and Minimum Order Quantity (MOQ) please refer to our price list or contact customer service
- For other packaging forms please refer to Vishay Roederstein General Information

ELECTRICAL DATA	
SYMBOL	DESCRIPTION
U_R	rated voltage
C_R	rated capacitance at 120 Hz
$\tan \delta$	max. dissipation factor at 120 Hz
R_{ESR}	max. equivalent series resistance at 120 Hz
I_{L2}	max. leakage current for acceptance test after 2 minutes at U_R
I_R	rated alternating current (rms) at 120 Hz and upper category temperature

Note

Unless otherwise specified, all electrical values apply at
 $T_a = 20^\circ\text{C}$, $P = 80$ to 120 kPa, $RH = 45$ to 75%

ORDERING EXAMPLE

EKI 220 $\mu\text{F}/16$ V, $\pm 20\%$, size: 10 x 12.5 mm

Leads: Long

Ordering code: MALREKI00DC322D00K

Leads: Short

Ordering code: MALREKI05...

For $5 \leq \varnothing D \leq 8$ mm

Leads: Bent open, shortened and formed

Ordering code: MALREKI09...

For $10 \leq \varnothing D \leq 18$ mm

Leads: Shortened and formed

Ordering code: MALREKI06 ...

ELECTRICAL DATA AND ORDERING INFORMATION								
U_R (V)	C_R 120 Hz (μF)	DIMENSIONS $\varnothing D \times L$ (mm)	$\tan \delta$ 120 Hz	R_{ESR} 120 Hz (Ω)	I_{L2} (μA)	I_R 120 Hz/ 105°C (mA)	WEIGHT (g)	ORDERING NUMBER (Long Leads)
10	47	5 x 11	0.15	4.23	0.94	70	0.4	MALREKI00AA247C00K
	100	6.3 x 11	0.15	1.99	2.00	117	0.7	MALREKI00BA310C00K
	220	8 x 11.5	0.15	0.90	4.40	205	1.0	MALREKI00PB322C00K
	330	10 x 12.5	0.15	0.60	6.60	291	1.8	MALREKI00DC333C00K
16	33	5 x 11	0.12	4.82	1.06	65	0.4	MALREKI00AA233D00K
	68	6.3 x 11	0.12	2.34	2.18	108	0.7	MALREKI00BA268D00K
	150	8 x 11.5	0.12	1.06	4.80	189	1.0	MALREKI00PB315D00K
	220	10 x 12.5	0.12	0.72	7.04	266	1.8	MALREKI00DC322D00K
25	22	5 x 11	0.08	4.82	1.10	65	0.4	MALREKI00AA222E00K
	47	6.3 x 11	0.08	2.26	2.35	110	0.7	MALREKI00BA247E00K
	100	8 x 11.5	0.08	1.06	5.00	189	1.0	MALREKI00PB310E00K
	150	10 x 12.5	0.08	0.71	7.50	269	1.8	MALREKI00DC315E00K
35	15	5 x 11	0.08	7.07	1.05	54	0.4	MALREKI00AA215F00K
	33	6.3 x 11	0.08	3.22	2.31	92	0.7	MALREKI00BA233F00K
	68	8 x 11.5	0.08	1.56	4.76	156	1.0	MALREKI00PB268F00K
	100	10 x 12.5	0.08	1.06	7.00	219	1.8	MALREKI00DC310F00K
50	0.10	5 x 11	0.08	1061	0.40	4.4	0.4	MALREKI00AA010H00K
	0.15	5 x 11	0.08	707	0.40	5.4	0.4	MALREKI00AA015H00K
	0.22	5 x 11	0.08	482	0.40	6.5	0.4	MALREKI00AA022H00K
	0.33	5 x 11	0.08	322	0.40	8.0	0.4	MALREKI00AA033H00K
	0.47	5 x 11	0.08	226	0.40	9.6	0.4	MALREKI00AA047H00K
	0.68	5 x 11	0.08	156	0.40	11	0.4	MALREKI00AA068H00K
	1.0	5 x 11	0.08	106	0.40	14	0.4	MALREKI00AA110H00K
	1.5	5 x 11	0.08	70.7	0.40	17	0.4	MALREKI00AA115H00K
	2.2	5 x 11	0.08	48.2	0.40	21	0.4	MALREKI00AA122H00K
	3.3	5 x 11	0.08	32.2	0.40	25	0.4	MALREKI00AA133H00K
	4.7	5 x 11	0.08	22.6	0.47	30	0.4	MALREKI00AA147H00K
	6.8	5 x 11	0.08	15.6	0.68	36	0.4	MALREKI00AA168H00K
	10	5 x 11	0.08	10.6	1.00	44	0.4	MALREKI00AA210H00K
	15	6.3 x 11	0.08	7.07	1.50	62	0.7	MALREKI00BA215H00K
	22	6.3 x 11	0.08	4.82	2.20	75	0.7	MALREKI00BA222H00K
	33	8 x 11.5	0.08	3.22	3.30	109	1.0	MALREKI00PB233H00K
47	8 x 11.5	0.08	2.26	4.70	129	1.0	MALREKI00PB247H00K	
68	10 x 12.5	0.08	1.56	6.80	181	1.8	MALREKI00DC268H00K	



Aluminum Capacitors
Low Leakage Current Radial Style

Vishay Roederstein

LOW TEMPERATURE BEHAVIOUR (at 120 Hz)					
IMPEDANCE RATIO $Z(T2)/Z(T1)$	RATED VOLTAGE (V)				
T2/T1	10	16	25	35	50
- 25 °C/+ 20 °C	2	2	1.5	1.5	1.5
- 40 °C/+ 20 °C	4	3	2	2	2

ADDITIONAL ELECTRICAL DATA		
PARAMETER	CONDITIONS	VALUE
Current		
Leakage current (Test conditions: U_R , 20 °C)	After 2 minutes at U_R	$I_{L2} \leq 0.002 \times C_R \times U_R$ or 4 μA for $U_R \leq 100 V$ (whichever is greater)
Resistance		
Equivalent series resistance (ESR)	Calculated from $\tan \delta_{max}$.	$ESR = \tan \delta / 2 \pi f C_R$

MULTIPLIER OF RIPPLE CURRENT (I_R) AS A FUNCTION OF FREQUENCY			
FREQUENCY (Hz)	I_R MULTIPLIER FOR $U_R \leq 100 V$		
	$C_R \leq 47 \mu F$	$C_R = 68 \text{ to } 680 \mu F$	$C_R \geq 1000 \mu F$
50	0.75	0.80	0.85
120	1.00	1.00	1.00
300	1.35	1.25	1.10
1000	1.55	1.35	1.15
$\geq 10\ 000$	2.00	1.50	1.15

MULTIPLIER OF RIPPLE CURRENT (I_R) AS A FUNCTION OF FREQUENCY		
FREQUENCY (Hz)	I_R MULTIPLIER FOR $U_R 160 V \text{ to } \leq 450 V$	
	$C_R = 47 \text{ to } 220 \mu F$	$C_R \geq 330 \mu F$
50	0.80	0.90
120	1.00	1.00
300	1.25	1.10
1000	1.40	1.13
$\geq 10\ 000$	1.60	1.15

TEST PROCEDURES AND REQUIREMENTS		
TEST	PROCEDURE (QUICK REFERENCE)	REQUIREMENTS
Load life	$T_{amb} = 105 \text{ °C}$ U_R and I_R applied After 1000 hours	$\Delta C/C: \pm 15 \%$ of initial value $I_L \leq \text{spec. limit}$ $\tan \delta \leq 1.5 \times \text{spec. limit}$
Shelf life	No voltage applied After 1000 hours After test: U_R to be applied for 30 minutes 24 to 48 hours before measurement	$\Delta C/C: \pm 15 \%$ of initial value $I_L \leq \text{spec. limit}$ $\tan \delta \leq 1.5 \times \text{spec. limit}$



Disclaimer

All product specifications and data are subject to change without notice.

Vishay Intertechnology, Inc., its affiliates, agents, and employees, and all persons acting on its or their behalf (collectively, "Vishay"), disclaim any and all liability for any errors, inaccuracies or incompleteness contained herein or in any other disclosure relating to any product.

Vishay disclaims any and all liability arising out of the use or application of any product described herein or of any information provided herein to the maximum extent permitted by law. The product specifications do not expand or otherwise modify Vishay's terms and conditions of purchase, including but not limited to the warranty expressed therein, which apply to these products.

No license, express or implied, by estoppel or otherwise, to any intellectual property rights is granted by this document or by any conduct of Vishay.

The products shown herein are not designed for use in medical, life-saving, or life-sustaining applications unless otherwise expressly indicated. Customers using or selling Vishay products not expressly indicated for use in such applications do so entirely at their own risk and agree to fully indemnify Vishay for any damages arising or resulting from such use or sale. Please contact authorized Vishay personnel to obtain written terms and conditions regarding products designed for such applications.

Product names and markings noted herein may be trademarks of their respective owners.