

**Features**

- Universal AC input / Full range
- Built-in active PFC function, PF>0.95
- Protections:Short circuit/Over load/Over voltage
- Free air cooling convection
- CH4: Polarity is selectable
- Fixed switching frequency at 100KHz(Optional)
- 3 year warranty

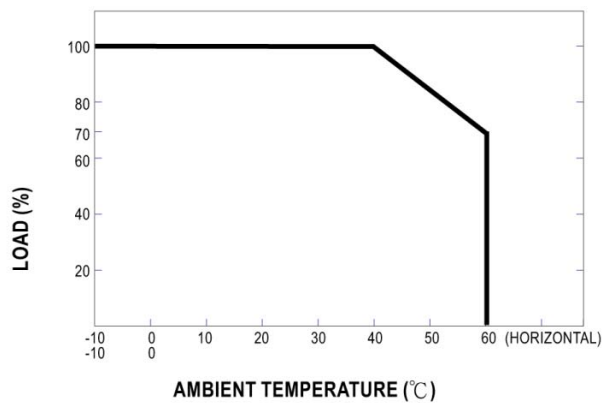
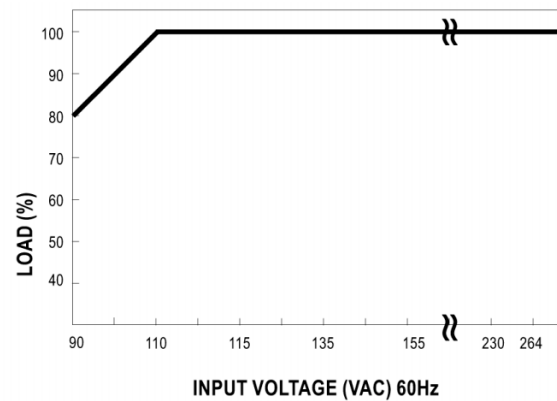
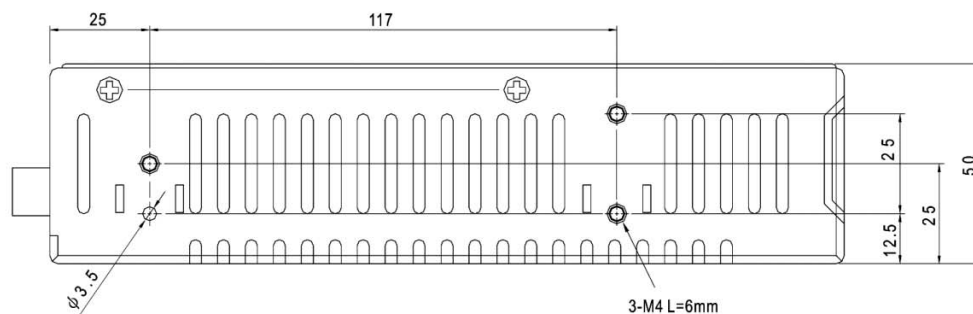
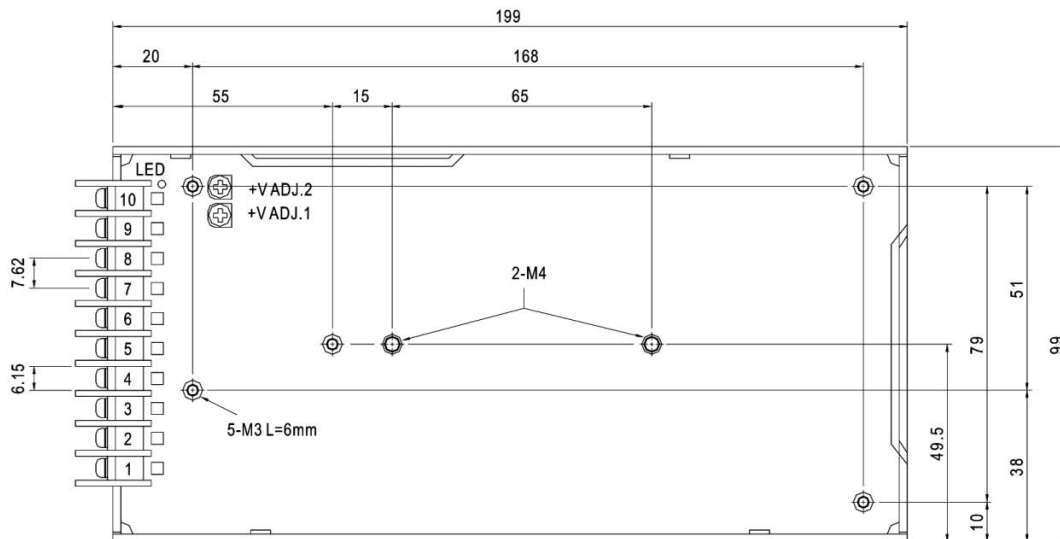


	CH1	CH2	CH3	CH4
DC output voltage	5V	12V	-12V	-5V
Output V. tolerance	±3%	±6%	±10,-6%	±5%
Output rated current	10A	3A	1A	0.6A
Output current range	2-10A	0.3-4A	0.15-1A	0-1A
Ripple & noise p-p	100mV	150mV	150mV	100mV
Line regulation	±1%	±2%	±2%	±1%
Load regulation	±2%	±6%	±6%	±2%
Max. output power	101W			
Efficiency	76%			
DC voltage adj.	CH1: +10, -5%			
Input voltage range	90~264VAC 47~63Hz; 127-370VDC			
AC current	1.5A/115V 0.75A/230V			
Inrush current	cold start 40A			
Leakage current	<3.5mA/240VAC			
Overload protection	105%~135%, pulsing (hiccup mode), auto restart.			
Over voltage protection	CH1:5.75~6.75V			
Over temp. protection	95°C±5°C TSW1 type: shutdown		reset: auto recovery	
Temperature coefficient	±0.3%/ °C(0~50°C)			
Set up, rise, hold up time	1s, 50ms, 16ms			
Power factor	PF>0.95/230VAC, PF>0.98/115VAC			
Vibration	10~500Hz, 2G 10 min./1 cycle, period fo 60 min. each axes			
Withstand voltage	I/P-O/P: 3KVAC, I/P-FG: 1.5KVAC, O/P-FG: 0.5KVAC for 1 min.			
Isolation resistance	I/P-O/P, I/P-FG, O/P-FG: 500VDC / 100M Ohms min.			
Working temp., humidity	-10°C~+60°C (refer to output derating curve), 20%-90% RH			
Storage temp., humidity	-20°C~+85°C, 10%-95% RH			
Dimensions	7.83x3.9x1.97 inches (199x99x50mm) case: 916A			
Weight	1.61lbs (1.1Kgs)			
Safety standards	UL1950, TUV EN60950 approved			
EMC standards	EN55022 class B, EN61000-4-2,3,4,5,6,8,11; ENV50204, EN61000-3-2,-3, EN55024 verification			

**Notes:**

1. All parameters are specified at 230VAC input, rated load, 25°C 70% RH ambient
2. Tolerance includes set up tolerance, line regulation, load regulation
3. Ripple & noise are measured at 20MHz by using a 12" twisted pair terminated with a 0.1uF & 47 uF capacitor
4. Line regulation is measured from low line to high line at rated load
5. Load regulation is measured from 20% to 100% rated load, and other outputs at 60% rated load.
6. Each output provides up to maximum current, but total load can not exceed max. output power.

V-Infinity reserves the right to make changes to its products or to discontinue any product or service without notice, and to advise customers to verify the most up-to-date product information before placing orders. V-Infinity assumes no liability or responsibility for customer's applications using V-Infinity products other than repair or replacing (at V-I's option) V-Infinity products not meeting V-I's published specifications. Nothing will be covered outside of standard product warranty.

**Derating Curve**

**Output Derating VS Input Voltage**

**Dimensions**

**Terminal Pin No. Assignment :**

Pin No.	Assignment	Pin No.	Assignment	Pin No.	Assignment
1	AC/L	4	DC OUTPUT V4	8,9	DC OUTPUT COM
2	AC/N	5	DC OUTPUT V3	10	DC OUTPUT V2
3	FG	6,7	DC OUTPUT V1		