

SURFBOARDS®



THE BREADBOARDING MEDIUM FOR SURFACE MOUNT™

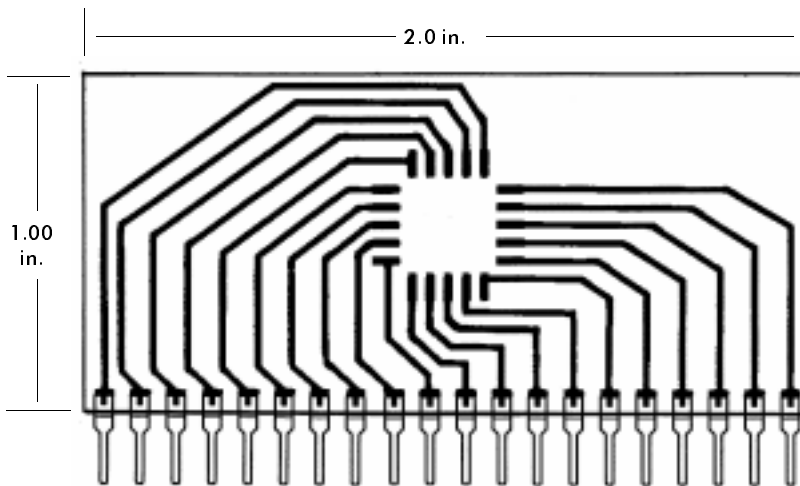
9000 SERIES FOR I.C.s

IDS9302A 3-9-99

MODEL **9302**

ACCEPTS 20 PIN PLCC

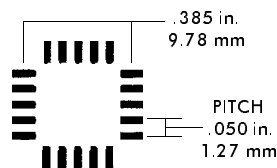
FOR DEVICE EVALUATION, ADAPTATION, AND TEST



SINGLE-IN-LINE (SIP) PINS
ON .100 in. CENTERS

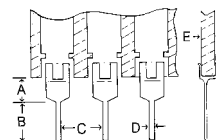
The 9302 provides direct pin out for industry standard 20 pin PLCC devices. Assembly can then be plugged into solderless breadboards and sockets, or may be soldered to conventional breadboards. Use for device evaluation, adaptation, or test.

I.C. FOOTPRINT
ACCEPTS INDUSTRY STANDARD
20 PIN PLCC



JUST ADD PARTS
AND
PLUG IN™

PIN SPECIFICATIONS / TOLERANCES



| | In Inches |
|----|-------------|
| A= | .062 ± .006 |
| B= | .130 ± .010 |
| C= | .100 ± .005 |
| D= | .020 ± .004 |
| E= | .031 ± .005 |

BOARD SPECIFICATIONS

BOARD MATERIAL: .031 ± .005 In. Thick G-10 FR-4 Glass Epoxy or equivalent.
CIRCUITS: 1 oz Copper with solder coated pads.
TOLERANCES: Given in inches
Board Size ± .020 / OAL ± .040
Circuit pattern/position ± .005

Copyright 1997, 1999 by Capital Advanced Technologies, Inc. All rights reserved. Surfboards Are a registered trademark of Capital Advanced technologies, Inc. All other trademarks or registered trademarks are property of their respective owners. Availability, specifications, and prices are subject to change without notice. All information given is believed to be accurate but is not guaranteed. The user of information given or products represented by such information is responsible for determining the suitability of said information or products for a given purpose.

CAPITAL ADVANCED TECHNOLOGIES, INC.

CAROL STREAM, ILLINOIS. USA.

PHONE 630-690-1696 WWW.CapitalAdvanced.Com FAX-ON-DEMAND 630-690-2865