

- **Highest Stability**
- **Near Temperature Independence**
- **Lowest Tolerances**
- **Low Capacitance and Inductance**
- **Customized Resistance Values**

SPECIFICATIONS

ELECTRICAL

Resistance Range	:	0R5 ... 100R
Power Rating	:	0.8 W without heatsink (70°C) 25 W with heatsink
Thermal Resistance Rthj-c	:	< 4.2 K/W
Tolerances	:	
from 0R5	:	0.1%, 0.25%, 0.5%, 1%
from 1R	:	0.01%, 0.05%, 0.1%, 0.25%, 0.5%, 1%
Stability	:	0.01%
Temperature Coefficient	:	max. ±5 ppm/K (-55...155)°C typ. ±3 ppm/K (-55...125)°C upon request ±1 ppm/K (0...60)°C
Voltage Proof	:	1.5 kVDC
Thermal EMF	:	< 1 µV/K

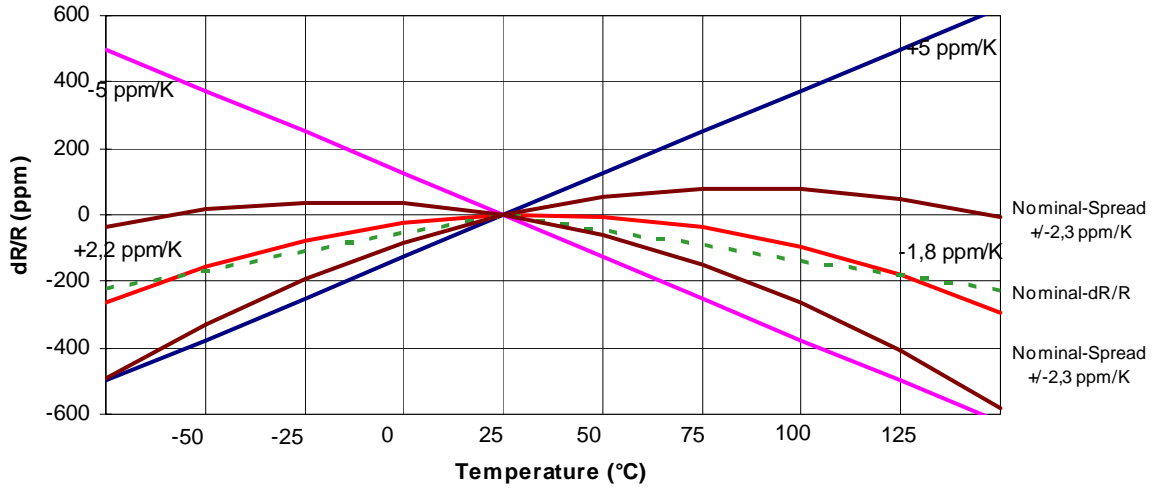
ENVIRONMENTAL

Operating Temperature Range	:	-55°C...155°C
------------------------------------	---	---------------

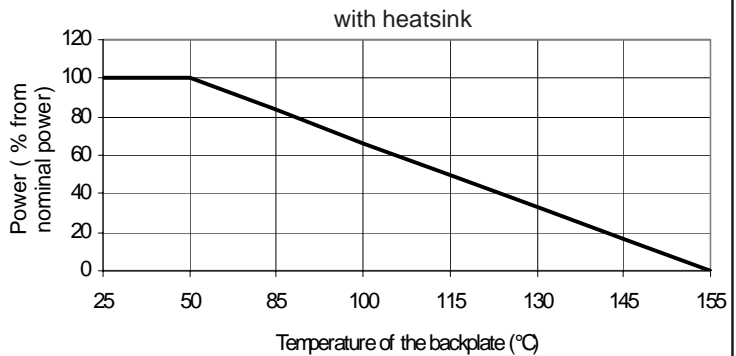
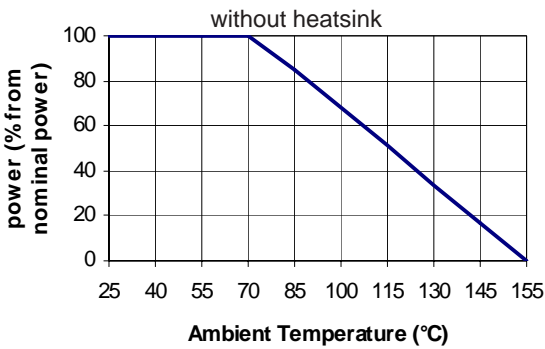
MECHANICAL

Resistor Material	:	NiCr-Foil
Substrate	:	Al ₂ O ₃ (upon request AlN)
Housing	:	Plastic + Epoxy
Connector Material	:	Cu-tinned / 4-pin

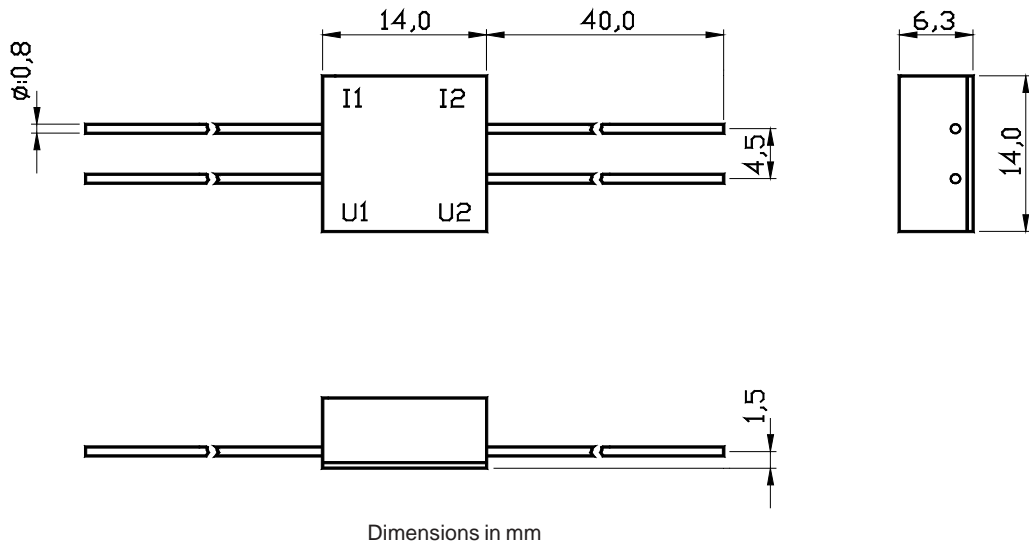
TEMPERATURE COEFFICIENT



DERATING CURVE



DIMENSIONS



HOW TO ORDER

USR 4-1414 1R5 0.1% TK3

USR 4-1414 0R1 0.1% TK3