



CMP Series Common Mode Toroidal Chokes

Features

- Designed for DC/DC Converters
- Excellent Impedance characteristics with optimum size to current ratio
- SMD design ideal for pick and place compatability
- Manufactured in ISO-9001:2000, TS-16949:2002 and ISO-14001:2004 certified Talema facility
- Meets lead free reflow level J-STD-020C
- Fully RoHS compliant



Electrical Specifications @ 25°C

Test voltage between windings: 1000 Vrms

Operating temperature range: -40°C to +125°C

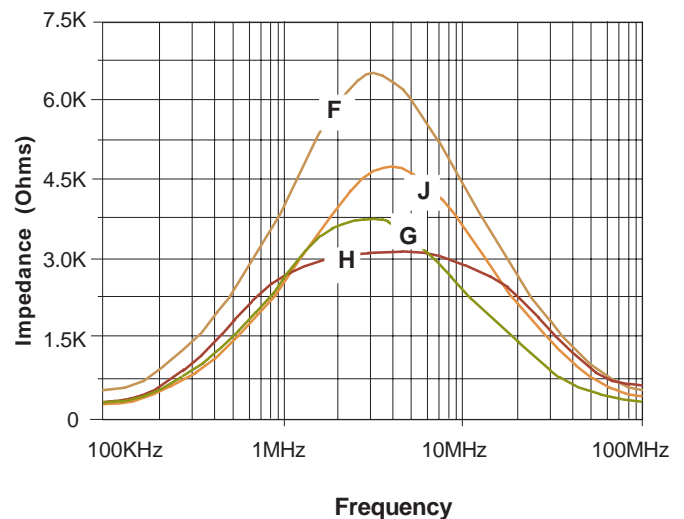
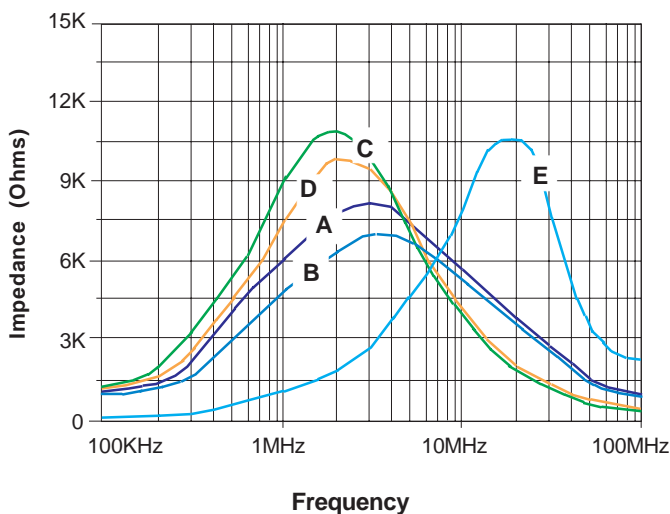
Climatic Category: IEC68-1 40/125/56

Test frequency: Inductance measured @ 10kHz / 10mV

Part Number	Turns Ratio ±2%	Rated Current (I _{DC})	Inductance (mH) ±35%	Leakage Inductance (µH Nominal)	DCR Maximum (mOhm)	Package Size Code		Impedance Curve	Weight (Grams)
						SMD	THT		
CMP_-1.22-1.17	1 : 1	1.22	1.170	8.296	200	SC2	TC2	A	1.1
CMP_-1.63-0.88	1 : 1	1.63	0.884	5.807	110	SC2	TC2	B	1.3
CMP_-2.80-1.47	1 : 1	2.80	1.470	9.630	80	SC5	TC5	C	4.0
CMP_-3.30-1.32	1 : 1	3.30	1.320	8.130	60	SC5	TC5	D	4.3
CMP_-3.30-0.23	1 : 1	3.30	0.225	8.175	60	SC5	TC5	E	4.4
CMP_-4.70-0.77	1 : 1	4.70	0.768	4.559	40	SC5	TC5	F	4.6
CMP_-5.60-0.59	1 : 1	5.60	0.590	3.891	20	SC5	TC5	J	5.0
CMP_-7.20-0.53	1 : 1	7.20	0.530	4.536	15	SHC6	THC6	H	7.3
CMPS-9.70-0.81	1 : 1	9.70	0.809	7.408	14	SHC7	--	F	13.0
CMPS-11.6-0.63	1 : 1	11.6	0.630	5.482	10	SHC7	--	J	14.0
CMPS-14.0-0.47	1 : 1	14.0	0.473	4.531	8	SHC7	--	G	14.0

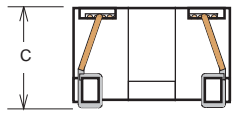
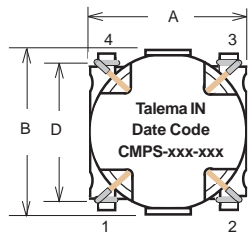
Note: When ordering, add "S" or "T" to the basic part number to denote preferred mounting style. **Example:** CMPS-1.22-1.17 for SMD or CMPI-1.22-1.17 for through hole.

IMPEDANCE CURVES



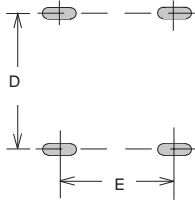
CMP Series Surface Mount Common Mode Toroidal Chokes

SC2 & 5

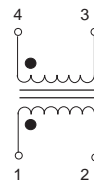


Surface Coplanarity will be <math><0.005(0.13)</math>

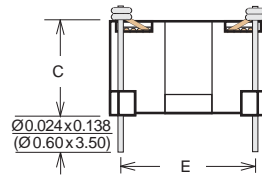
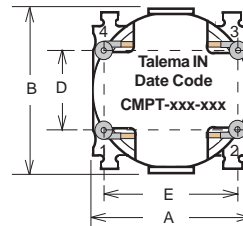
Suggested Pad Layout



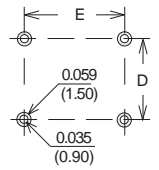
Schematic



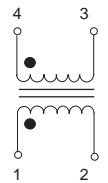
TC2, 5 & THC6



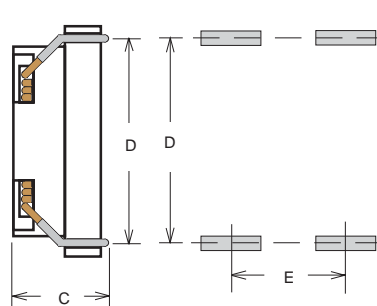
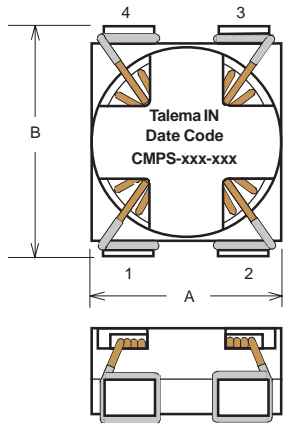
Suggested Board Layout (Top view)



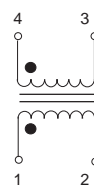
Schematic



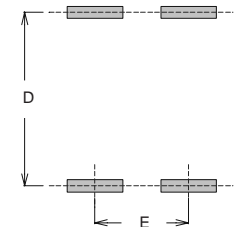
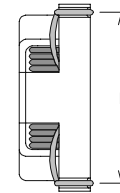
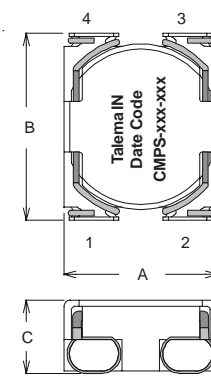
SHC 6



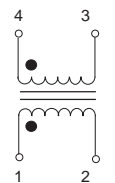
Schematic



SHC 7



Schematic



Mounting Style	Size Code	Dimensions - Inches ± 0.010 - mm (± 0.25)						
		A	B	C	D	E	Pad Length	Pad Width
SMD	SC2	0.472 (12.00)	0.472 (12.00)	0.213 (5.40)	0.410 (10.40)	0.330 (8.38)	4 x 0.175(4.45)	4 x 0.060(1.52)
	SC5	0.662 (16.82)	0.760 (19.31)	0.390 (9.91)	0.660 (16.76)	0.445 (11.30)	4 x 0.175(4.45)	4 X 0.060(1.52)
	SHC6	1.000 (25.40)	1.104 (28.05)	0.394 (10.00)	1.010 (25.65)	0.620 (15.75)	4 x 0.300(7.62)	4 x 0.080 (2.03)
	SHC7	1.000 (25.40)	1.220 (30.99)	0.500 (12.70)	1.100 (27.94)	0.600 (15.24)	4 x 0.400(10.16)	4 x 0.155 (3.94)
THT	TC2	0.472 (12.00)	0.472 (12.00)	0.198 (5.02)	0.400 (10.16)	0.350 (8.89)	NA	NA
	TC5	0.662 (16.82)	0.760 (19.31)	0.362 (9.20)	0.500 (12.70)	0.500 (12.70)	NA	NA
	THC6	1.000 (25.40)	1.104 (28.05)	0.358 (9.08)	1.000 (25.40)	0.600 (15.24)	NA	NA