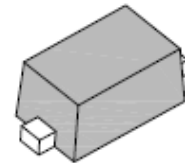


## Two Terminals SMD Switching Diode

### Features

- Extremely fast reverse recovery time to reduce switching losses
- Very low capacitance for reduced insertion losses
- Reverse voltage rating of 80V
- RoHS Compliant



**SOD-523**

### Mechanical Data

<b>Case:</b>	SOD-523, Plastic Case
<b>Terminals:</b>	Solderable per MIL-STD-750, Method 2026
<b>Polarity:</b>	Color band denotes cathode end
<b>Weight:</b>	Approx. 0.0016 gram

### Maximum Ratings *(T<sub>Ambient</sub>=25°C unless noted otherwise)*

Symbol	Description	TWD4148-400WT	Unit	Conditions
	Marking Code	14		
<b>V<sub>RM</sub></b>	Continuous Reverse Voltage	80	V	
<b>V<sub>RRM</sub></b>	Peak Reverse Voltage	90	V	
<b>I<sub>FM</sub></b>	Continuous Forward Current	225	mA	
<b>I<sub>FSM</sub></b>	Non-repetitive Peak Forward Current, t=0.001ms, Square Wave	4	A	
<b>P<sub>D</sub></b>	Total Power Dissipation	200	mW	Note 1
<b>R<sub>thJA</sub></b>	Thermal Resistance, Junction to Ambient	625	° C/W	
<b>T<sub>J</sub>, T<sub>STG</sub></b>	Operating Junction and Storage Temperature Range	-55 to +150	° C	

Note 1: FR-5 Board 1.0 x 0.75 x 0.062"

# Two Terminals SMD Switching Diode

## TWD4148-400WT

### Electrical Characteristics ( $T_{Ambient}=25^{\circ}C$ unless noted otherwise)

Symbol	Description	TYP.	MAX.	Unit	Conditions
<b>V<sub>F</sub></b>	Forward Voltage (Note 2)	-	1.2	V	I <sub>F</sub> =100mA
<b>I<sub>R</sub></b>	Reverse Leakage Current	-	0.1	μA	V <sub>R</sub> =80V
<b>C<sub>T</sub></b>	Junction Capacitance	3	-	pF	0Vdc Bias, f=1MHz
<b>T<sub>rr</sub></b>	Reverse Recovery Time	-	4.0	nS	I <sub>F</sub> =10mA, I <sub>R</sub> =10mA, R <sub>L</sub> =100Ω measured at I <sub>Rrec</sub> =1mA

Note 2: Short duration pulse test to avoid self-heating effect

### Typical Characteristics Curves

Fig.1- Typical Forward Characteristics

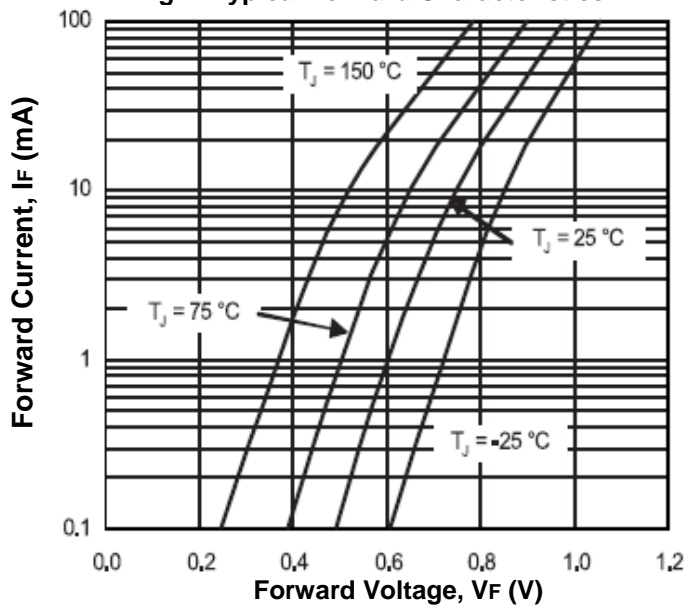
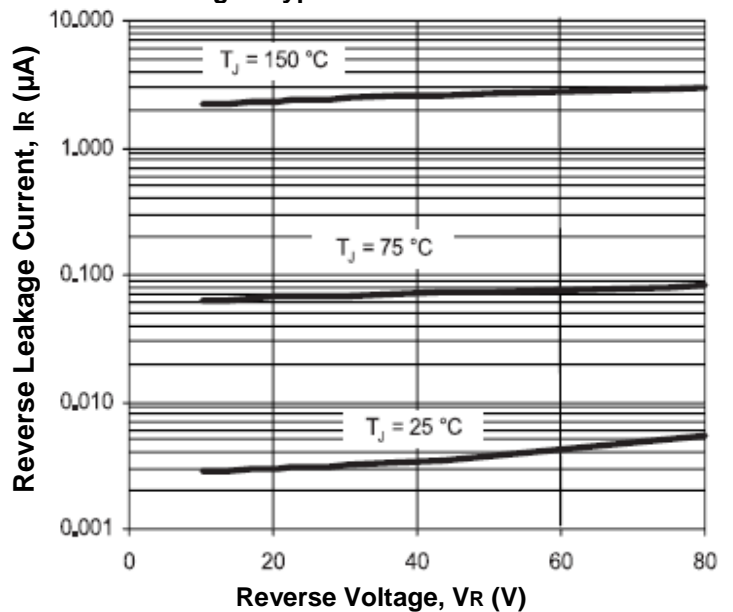
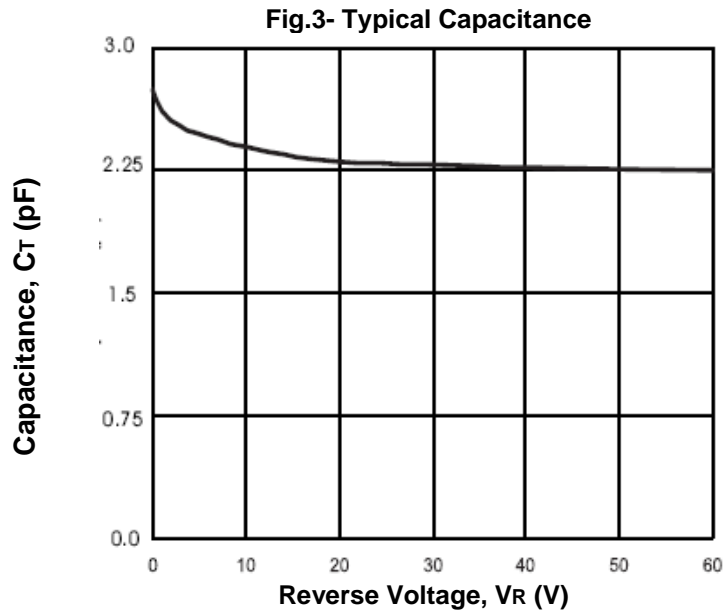


Fig.2- Typical Reverse Characteristics

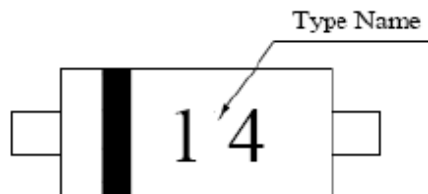


# Two Terminals SMD Switching Diode

TWD4148-400WT



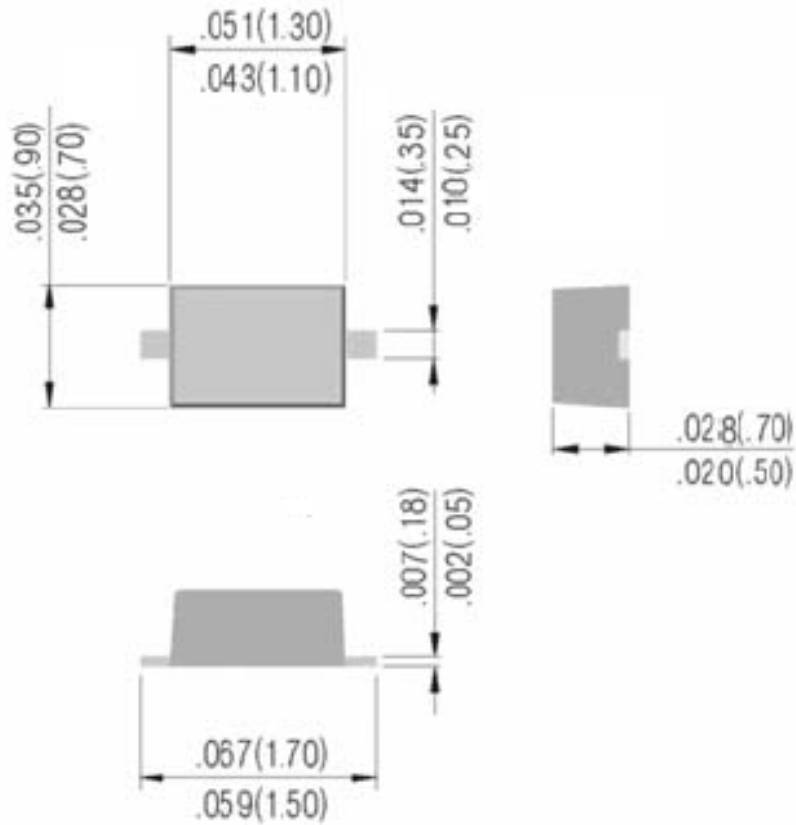
## Marking Information:



## Two Terminals SMD Switching Diode

TWD4148-400WT

Dimensions in inch (mm)

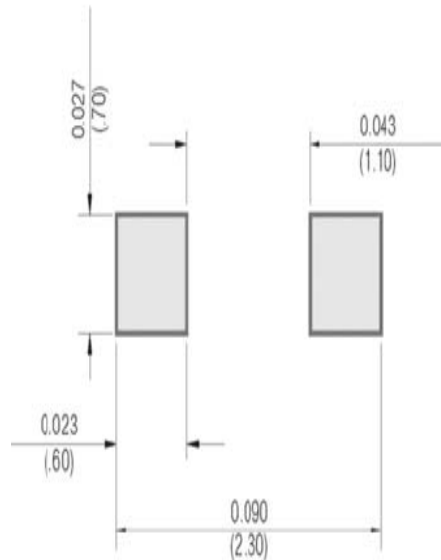


SOD-523

## Two Terminals SMD Switching Diode

TWD4148-400WT

### Mounting Pad Layout in inch (mm)



### How to contact us:

#### US HEADQUARTERS

28040 WEST HARRISON PARKWAY, VALENCIA, CA 91355-4162

Tel: (800) TAITRON (800) 824-8766 (661) 257-6060

Fax: (800) TAITFAX (800) 824-8329 (661) 257-6415

Email: [taitron@taitroncomponents.com](mailto:taitron@taitroncomponents.com)

Http://[www.taitroncomponents.com](http://www.taitroncomponents.com)

#### TAITRON COMPONENTS MEXICO, S.A .DE C.V.

BOULEVARD CENTRAL 5000 INTERIOR 5 PARQUE INDUSTRIAL ATITALAQUIA, HIDALGO C.P. 42970  
MEXICO

Tel: +52-55-5560-1519

Fax: +52-55-5560-2190

#### TAITRON COMPONENTS INCORPORATED REPRESENTAÇÕES DO BRASIL LTDA

RUA DOMINGOS DE MORAIS, 2777, 2.ANDAR, SALA 24 SAÚDE - SÃO PAULO-SP 04035-001 BRAZIL

Tel: +55-11-5574-7949

Fax: +55-11-5572-0052

#### TAITRON COMPONENTS INCORPORATED, SHANGHAI REPRESENTATIVE OFFICE

METROBANK PLAZA, 1160 WEST YAN' AN ROAD, SUITE 1503, SHANGHAI, 200052, CHINA

Tel: +86-21-5424-9942

Fax: +86-21-5424-9931