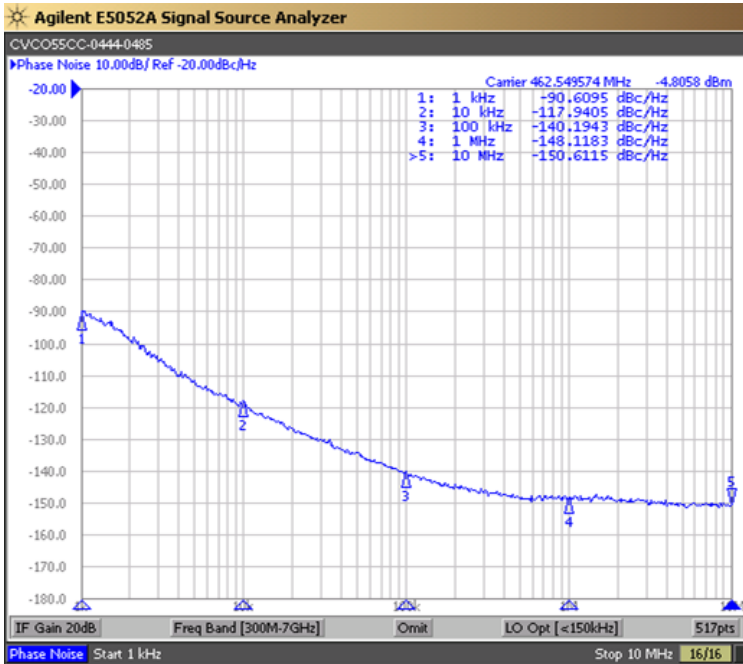


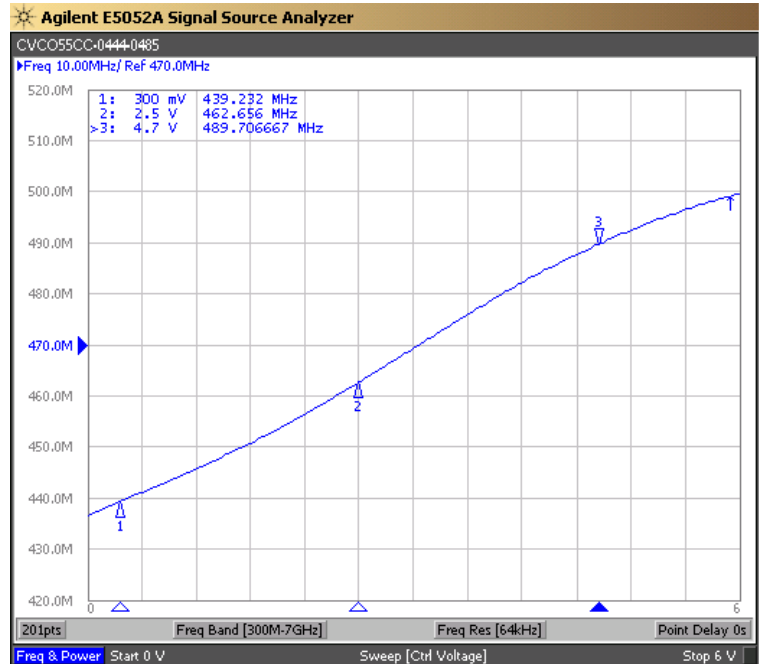


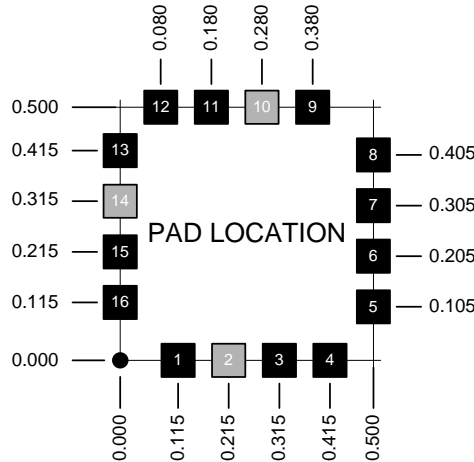
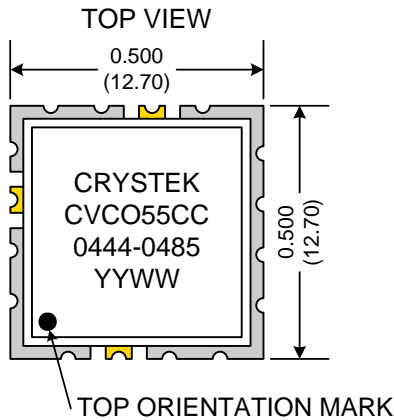
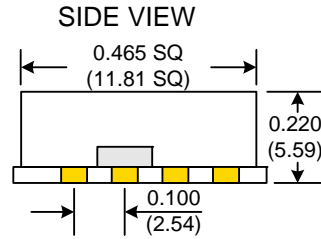
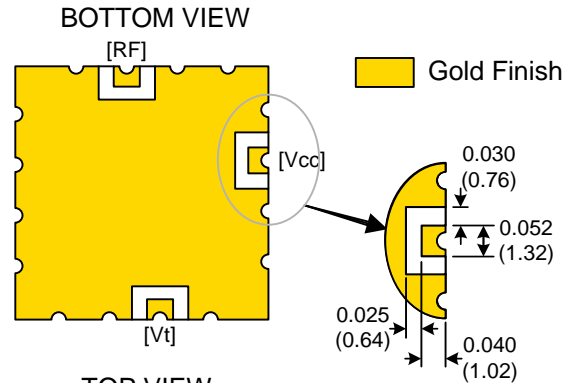
PERFORMANCE SPECIFICATION	MIN	TYP	MAX	UNITS
Lower Frequency:			444	MHz
Upper Frequency:	485			MHz
Tuning Voltage:	0.3		4.7	VDC
Supply Voltage:	4.9	5.0	5.1	VDC
Output Power:	-6.0	-5.0	-4.0	dBm
Supply Current:		35	40	mA
Harmonic Suppression (2 <sup>nd</sup> Harmonic):		-20	-15	dBc
Pushing:		0.1	0.5	MHz/V
Pulling, all Phases:		0.1	0.5	MHz pk-pk
Tuning Sensitivity:		12		MHz/V
Phase Noise @ 10kHz offset:		-118	-115	dBc/Hz
Phase Noise @ 100kHz offset:		-141	-138	dBc/Hz
Load Impedance:		50		$\Omega$
Input Capacitance:			47	pF
Operating Temperature Range:	-40		+85	$^{\circ}$ C
Storage Temperature Range:	-45		+90	$^{\circ}$ C

Phase Noise (1 Hz BW, Typical)



Tuning Curve (Typical)

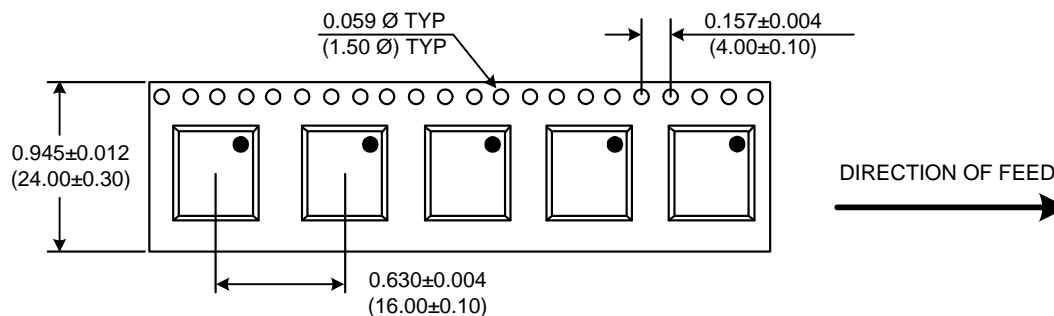




Pad	Connection
2	Vt
10	RF-OUTPUT
14	Vcc
Others	GROUND

- Unless otherwise specified, Dimensions are in:  $\frac{IN}{(mm)}$
- Pad Location Dimensions are in: Inches

**TAPE AND REEL**



Drawing not to scale

**Product Control:**

Crystek Part Number:	CVCO55CC-0444-0485	Release Date:	03-Jun-08
Revision Level:	A	Responsible:	C. Vales

Specification is subject to change without notice

Page 2 of 2