EVERLIGHT ELECTRONICS CO.,LTD.

Device Number : DLE-031-099 REV: 1.0

4.7 mm Bi-Color (Multi-Color)Without Common Polarity LEDs,T-1

MODEL NO : 316UYUGW/S879

ECN : Page: 1/5

Features :

- 4.7mm round without flange.
- Two chips are matched for uniform light output.
- 2.54mm lead spacing.
- 2 chips are matched.

Descriptions :

- The series is specislly designed for applications requiring higher brightness
- These LED lamps are available with different colors, intesities, epoxy colors, etc.

Package Dimensions:

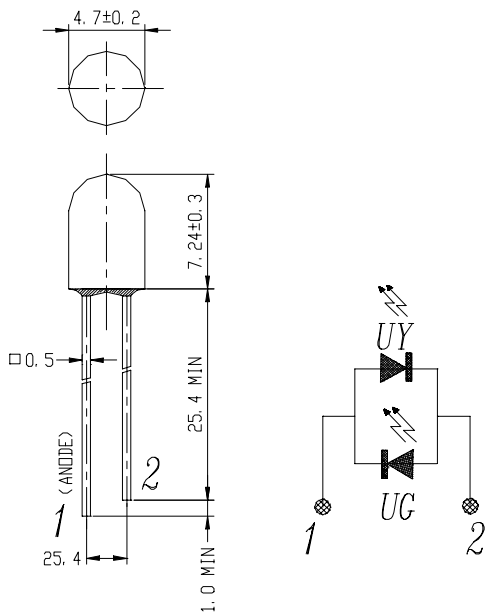

Applications :

- TV Set
- Monitor
- Telephone
- Computer

Notes :

1.All dimensions are in millimeters.
2.An epoxy meniscus may extend about 1.5mm(0.059") down to the lead.

PART NO	Chip		Lens Color
	Material	Emitted Color	
316UYUGW/S879	AlGaInP	Super Yellow	White Diffused
	GaP	Super Green	

B89040882.8904077

OFFICE : NO. 25,Lane 76,Sec.3, Chung Yang Rd., Tucheng 236, Taipei, Taiwan, R.O.C.
TEL : 886-2-2267-2000,2267-9936
FAX : 886-2-2267-6244,22676189,22676306
http://www.everlight.com

EVERLIGHT ELECTRONICS CO.,LTD.

Device Number : DLE-031-099 REV: 1.1

4.7 mm Bi-Color (Multi-Color)Without Common Polarity LEDs,T-1

MODEL NO : 316UYUGW/S879 ECN : Page: 2/5

■ Absolute Maximum Ratings at Ta = 25℃

Parameter	Symbol	Rating	Unit
Forward Current	If UY UG	25 30	mA
Operating Temperature	Topr	-40 to +85	℃
Storage Temperature	Tstg	-40 to +100	℃
Soldering Temperature	Tsol	260 ± 5	℃
Power Dissipation	Pd	60 100	mW
Peak Forward Current(Duty 1/10 @ 1KHZ)	If(Peak) UY UG	160 160	mA
Reverse voltage	Vr	5	V

■ Electronic Optical Characteristics :

Parameter	Symbol	Min.	Typ.	Max.	Unit	Condition
Luminous Intensity	Iv UY UG	50 25	63 40	-----	mcd	If=20 mA
Viewing Angle	2θ1/2	-----	40	----	deg	If=20mA
Peak Wavelength	λp UY UG	----	591 570	----	nm	If=20mA
Dominant Wavelength	λd UY UG	----	589 571	-----	nm	If=20mA
Spectrum Radiation Bandwidth	△λ UY UG	----	15 30	-----	nm	If=20mA
Forward Voltage	Vf UY UG	----- 1.7	2.0 2.1	2.4 2.4	V	If=20mA
Reverse Current	Ir	----	----	10	μA	Vr=5V

■ Typical Electro-Optical Characteristic Curves

UY

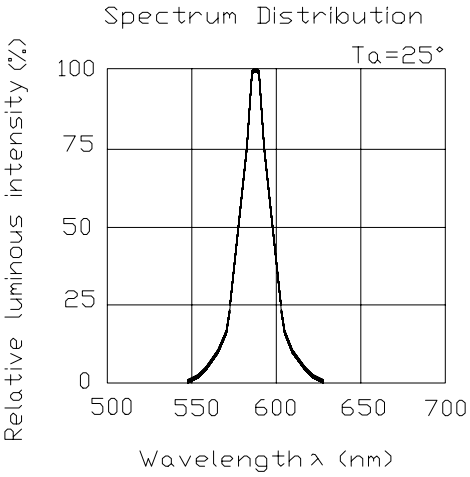

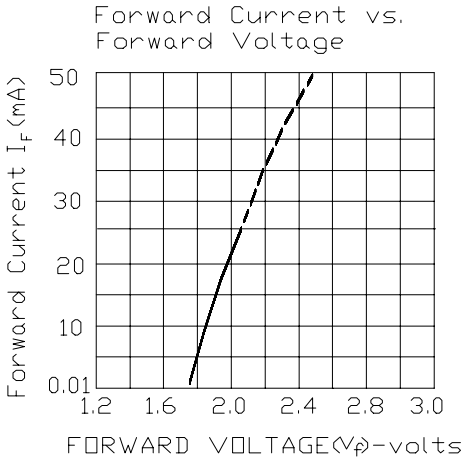

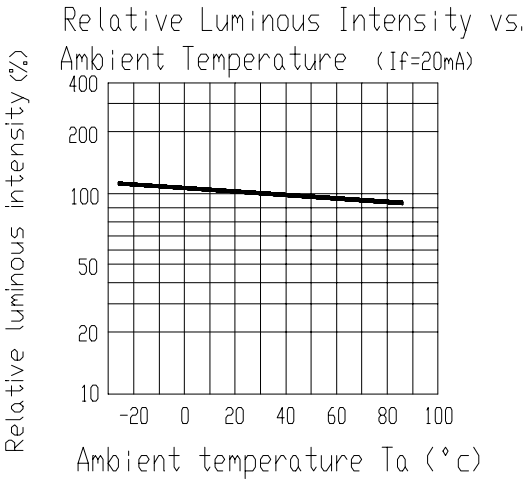

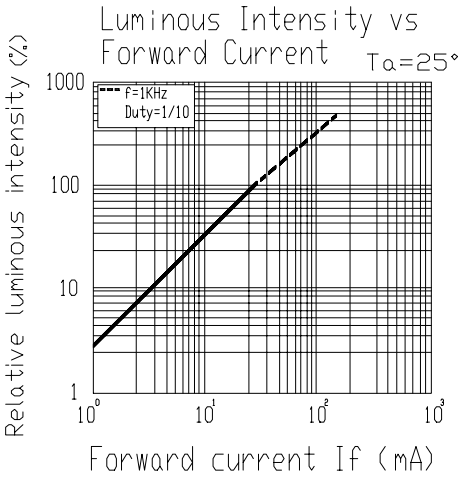

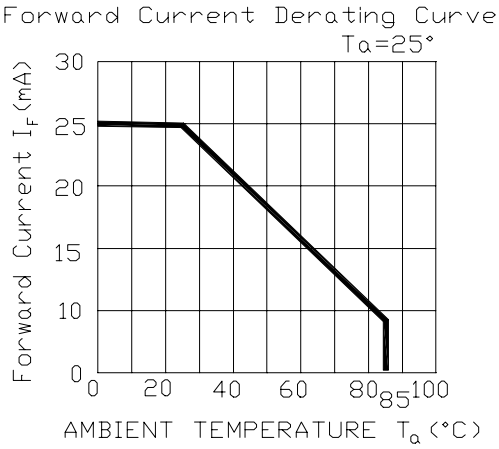

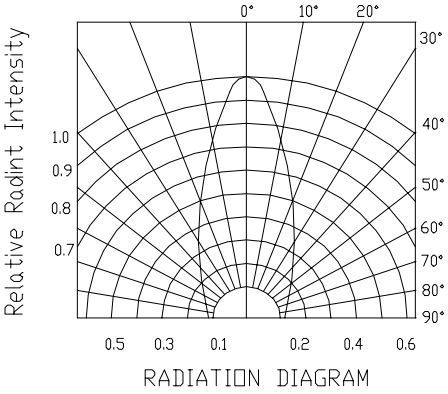

■ Typical Electro-Optical Characteristic Curves

UG

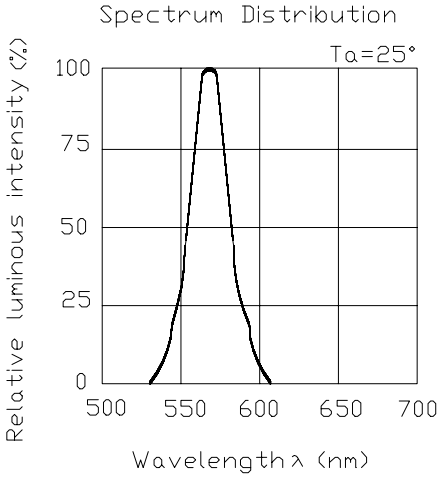

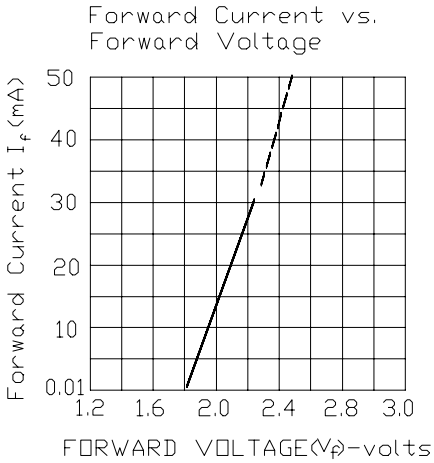

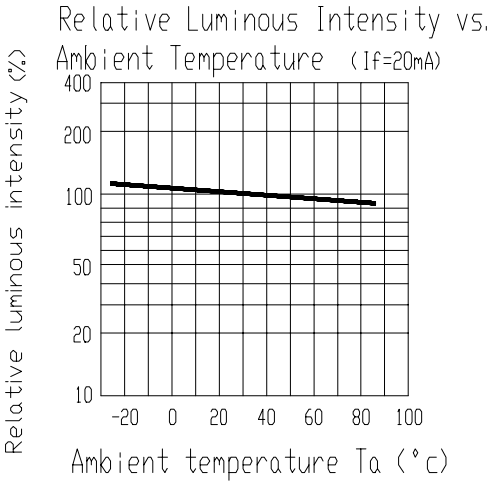

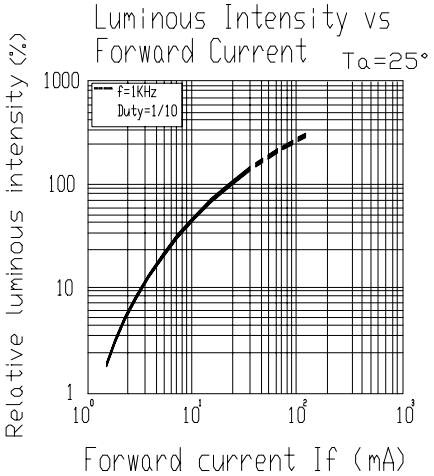

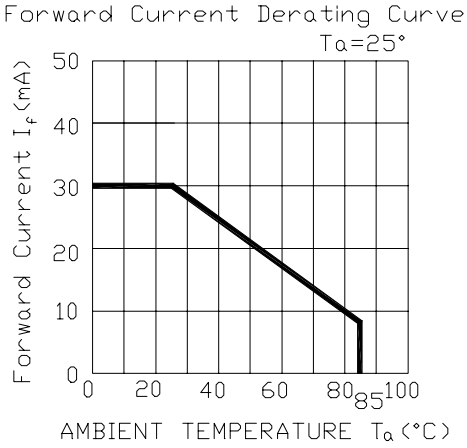

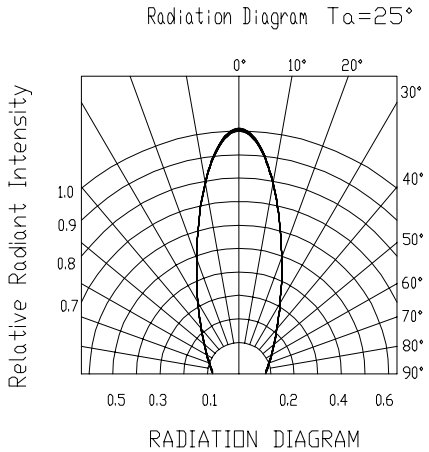

EVERLIGHT ELECTRONICS CO.,LTD.

Device Number : DLE-031-099 REV: 1.0

4.7 mm Bi-Color (Multi-Color)Without Common Polarity LEDs,T-1

MODEL NO : 316UYUGW/S879 ECN : Page: 5/5

■ Reliability test items and conditions

NO	Item	Test Conditions	Test Hours/Cycle	Sample Size	Ac/Re
1	Soldering Heat	TEMP : 260℃ ± 5 ℃	5 SEC	76 PCS	0/1
2	Temperature Cycle	H : +85℃ 30min ∫ 5 min L : -55℃ 30min	50 CYCLES	76 PCS	0/1
3	Thermal Shock	H : +100℃ 5min ∫ 10 sec L : -10℃ 5min	50 CYCLES	76 PCS	0/1
4	High Temperature Storage	TEMP : 100℃	1000 HRS	76 PCS	0/1
5	Low Temperature Storage	TEMP : -55℃	1000 HRS	76 PCS	0/1
6	DC Operating Life	If = 20 mA	1000 HRS	76 PCS	0/1
7	High Temperature / High Humidity	85℃/85% RH	1000 HRS	76 PCS	0/1