



Surface Mount VCXO



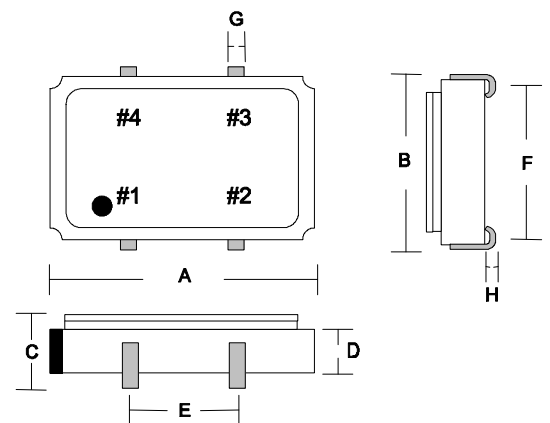
ECM VF594

- Wide Frequency Range
- Very Low Phase Jitter
- Wide Pullability
- Standard Footprint
- Wide Operating Temperature
- EMI Shielded



Parameter	VF594	Notes
Frequency Range	1.54MHz to 160.0MHz	
Frequency Stability	+/-25ppm	Vs. Temp
Supply Voltage	5V +/-5% 3.3V +/-5%	Standard Option
Supply Current	12mA @ 20MHz	No Load
Load	10TTL gates or 50pF MAX, AC Coupled 50R Termination recommended @F >54MHz	
Duty Cycle	40 / 60 or 45/55	Specify
Rise & Fall Times	6nS max	
Logic "1" Level	0.9Vcc min	Max Load
Logic "0" Level	0.1Vcc max	Max Load
Start Up Time	10mS max	2mS Typ
Phase Jitter	1pS max	Fj>1kHz
Modulation BW	10kHz @ -3dB min	
Input Impedance	50K ohm min	Fm<10kHz
Control Voltage	0V to 5.0V 0V to 3.3V	Vcc 5.0V Vcc 3.3V
Pulling Range	+/- 50ppm	Or Specify
Linearity	+/-5%, +/- 10% +/-20%	Specify
Setability (Vc for center frequency)	2.50V typ 1.65V typ	Vcc 5.0V Vcc 3.3V
Operating Temp	0°C to +70°C -45°C to +85°C Available	Standard Option

Environmental & Mechanical	
Mechanical Shock	Mil STD 202 Method 213 Cond E
Thermal Shock	Mil STD 883 Method 1011 Cond A
Vibration	MIL-STD-883 Method 2007 Cond A
Soldering Condition	260°C for 10s max: 230°C for 90s max
Hermetic Seal	Leak rate less than 5x10 ⁻⁸ Atm.cc/s of helium



Part Numbering VF594 S L 1 50 46.72M
 Series _____
 Stability S=20ppm _____
 Blank=50ppm _____
 Supply V L=3.3 Blank =5.0 _____
 Temp Range _____
 1=-40+85 Blank= Std _____
 Pulling Range _____
 Frequency _____

Pin	1	2	3	4
Function	Vc	GND/ Case	O/P	Vcc

A	B	C	D	E	F	G	H
13.97	9.78	4.70	3.30	5.08	7.62	0.457	1.39

Dimensions in mm

ECM Electronics Limited, Penmaen House, Ashington, West Sussex, RH20 3JR, UK
 Tel: +44(0)1903 892810: Fax: +44(0)1903 892738. Email: ecm@ecmelectronics.co.uk

Although we have attempted to accurately reflect the products we market. ECM reserve the right without prior notice to discontinue any product or make design changes we believe necessary.