

MF12, MF25 & MF50 Series

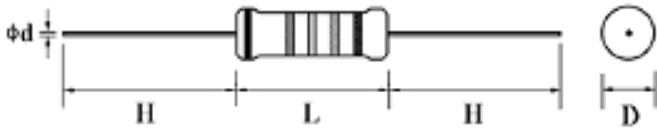
Metal Film Resistors



Materials and Features:

- EIA standard colour-coding.
- Low noise and voltage coefficient.
- Low temperature coefficient range.
- Nichrome resistor element provides stable performance in various environments.
- Multiple epoxy coating on vacuum-deposited metal film provides superior moisture protection.

Dimension:



Style	Power Rating at 70°C (W)	D Maximum	L Maximum	d	+0.02 -0.05	H±3
MF 12	0.125	1.85	3.5	0.45		28.0
MF 25	0.25	2.5	6.8	0.54		
MF 50	0.5	3.5	10.0			

Dimensions : Millimetres

Supplied bandoliered on tape (Box = 5000 pcs. for MF12 and MF25 Series)
(Box = 1000 pcs. for MF50 Series).

General Specification

Style	Dielectric withstanding voltage (V)	Maximum working voltage (V)	Maximum overload voltage (V)	Resistance Tolerance	Temperature Coefficient	Resistance Range
MF 12	400	200	400	±1%	±50ppm/°C	1Ω to 1MΩ
MF 25	500	250	500			
MF 50	700	350	700			

Dimensions : Millimetres

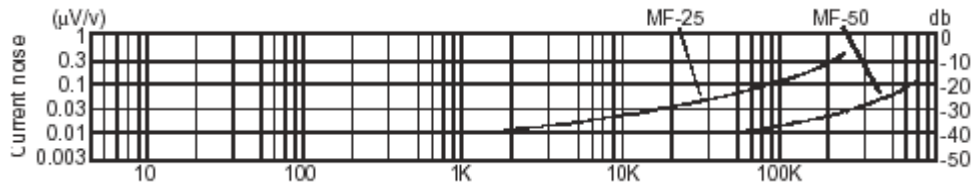


MF12, MF25 & MF50 Series

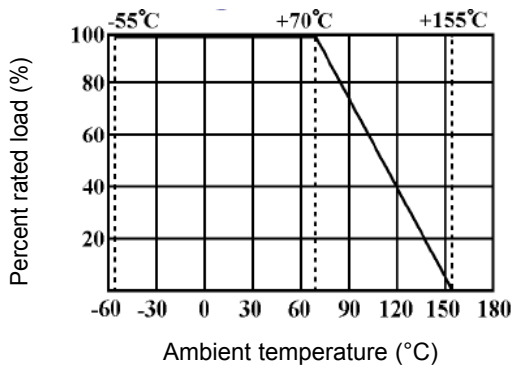
Metal Film Resistors



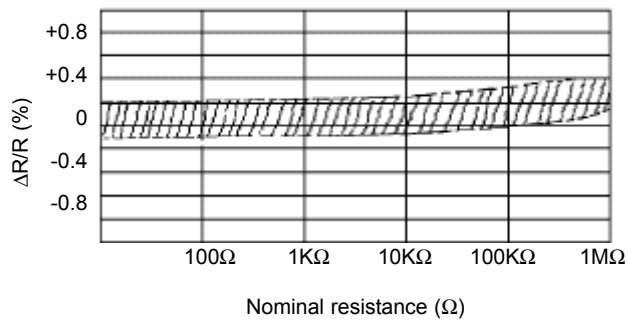
Current Noise Level



Derating Curve



Load Life



Performance Specification

Characteristics	Test Methods	Limits		
Temperature coefficient	Natural resistance change per temperature degree centigrade. $\frac{R_2 - R_1}{R_1(t_2 - t_1)} \times 10^6 \text{ (ppm/°C)}$ R ₁ : Resistance value at room temperature (t ₁) R ₂ : Resistance value at room temperature plus 100°C (t ₂).	Within the temperature coefficient specified below		
		Maximum TCR ±50ppm/°C		
Dielectric withstanding voltage	Resistors shall be clamped in the trough of a 90° metallic V-block and shall be tested at AC potential respectively specified in the above list for 60 +10/-0 seconds.	No evidence of flashover mechanical damage, arcing or insulation break down.		
Temperature cycling	Resistance change after continuous five cycles for duty cycle specified	Resistance change rate is ±(1% +0.05Ω). No evidence of mechanical damage.		
	Step		Temperature	Time
	1		-55°C ±3°C	30 minutes
	2		Room temperature	10-15 minutes
	3		+155°C ±3°C	30 minutes
4	Room temperature	10-15 minutes		
Short-time overload	Permanent resistance change after the application of a potential of 2.5 times RCWV for 5 seconds.	Resistance change rate is ±(0.5% +0.05Ω). No evidence of mechanical damage.		
Pulse overload	Resistance change after 10,000 cycles (1 second "on", 25 seconds "off") at 4 times RCWV.	Resistance change rate is ±(1% +0.05Ω). No evidence of mechanical damage.		



MF12, MF25 & MF50 Series

Metal Film Resistors



Performance Specification

Characteristics	Test Methods	Limits	
		Resistance Value	$\Delta R/R$
Load life in humidity	Resistance change after 1000 hours (1.5 hours "on", 0.5 hour "off") at RCWV in a humidity test chamber controlled at 40°C \pm 2°C and 90 to 95% relative humidity.	Normal type	\pm 1.5%
Load life	Permanent resistance change after 1000 hours operating at RCWV with duty cycle of 1.5 hours "on" 0.5 hours "off" at 70°C \pm 2°C ambient.	Normal type	\pm 1.5%
Terminal strength	<p>Direct Load: Resistance to a 2.5kgs direct load for 10 seconds in the direction of the longitudinal axis of the terminal leads.</p> <p>Twist test: Terminal leads shall be bent through 90° at a point of about 6mm from the body of the resistor and shall be rotated through 360° about the original axis of the bent terminal in alternating direction for a total of 3 rotations.</p>	No evidence of mechanical damage.	
Resistance to soldering heat	Permanent resistance change when leads immersed to 3.2 - 4.8mm from the body in 350°C \pm 10°C solder for 3 \pm 0.5 seconds.	Resistance change rate is \pm (1% +0.05 Ω). No evidence of mechanical damage.	
Solderability	<p>The area covered with a new, smooth, clean, shiny and continuous surface free from concentrated pinholes.</p> <p>Test temperature of solder : 235°C \pm5°C.</p> <p>Dwell time in solder : 3+0.5/-0 seconds.</p>	95% coverage Minimum.	
Resistance to solvent	Specimens shall be immersed in a bath of trichroethane completely for 3 minutes with ultrasonic.	No deterioration of protective coating and markings.	

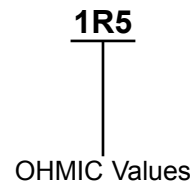
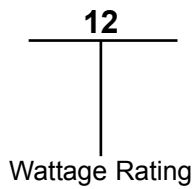
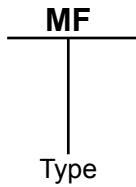
RCWV = Rated Continuous Working Voltage = $\sqrt{\text{Rated Power} \times \text{Resistance Value}}$

MF12, MF25 & MF50 Series

Metal Film Resistors



Part Number Explanation:



Wattage Rating : 12 = 0.125W, 25 = 0.25W and 50 = 0.5W.

OHMIC Values : Where R = Ohms = Ω

K = Kilo ohms = $K\Omega$.

M = Mega ohms = $M\Omega$.

and replaces the decimal point.

eg : 1R5 = 1.5 Ω .

4K5 = 4.5 $K\Omega$.

6M8 = 6.8 $M\Omega$.

Stocked Values

Tolerance	Wattage	Range Value
1%	0.125W	1R - 1M
1%	0.25W	1R - 1M
1%	0.5W	1R - 1M

MF12, MF25 & MF50 Series

Metal Film Resistors



Notes:

International Sales Offices:

**AUSTRALIA – Farnell InOne**

Tel No: ++ 61 2 9645 8888
Fax No: ++ 61 2 9644 7898

**FINLAND – Farnell InOne**

Tel No: ++ 358 9 560 7780
Fax No: ++ 358 9 345 5411

**NETHERLANDS – Farnell InOne**

Tel No: ++ 31 30 241 7373
Fax No: ++ 31 30 241 7333

**SWITZERLAND – Farnell InOne**

Tel No: ++ 41 1 204 64 64
Fax No: ++ 41 1 204 64 54

**AUSTRIA – Farnell InOne**

Tel No: ++ 43 662 2180 680
Fax No: ++ 43 662 2180 670

**FRANCE – Farnell InOne**

Tel No: ++ 33 474 68 99 99
Fax No: ++ 33 474 68 99 90

**NEW ZEALAND – Farnell InOne**

Tel No: ++ 64 9 357 0646
Fax No: ++ 64 9 357 0656

**UK – Farnell InOne**

Tel No: ++ 44 8701 200 200
Fax No: ++ 44 8701 200 201

**BELGIUM – Farnell InOne**

Tel No: ++ 32 3 475 2810
Fax No: ++ 32 3 227 3648

**GERMANY – Farnell InOne**

Tel No: ++ 49 89 61 39 39 39
Fax No: ++ 49 89 613 59 01

**NORWAY – Farnell InOne**

Tel No: ++ 45 44 53 66 66
Fax No: ++ 45 44 53 66 02

**UK – BuckHickman InOne**

++ 44 8450 510 150
++ 44 8450 510 130

**BRAZIL – Farnell-Newark InOne**

Tel No: ++ 55 11 4066 9400
Fax No: ++ 55 11 4066 9410

**HONG KONG – Farnell-Newark InOne**

Tel No: ++ 852 2268 9888
Fax No: ++ 852 2268 9899

**PORTUGAL – Farnell InOne**

Tel No: ++ 34 93 475 8804
Fax No: ++ 34 93 474 5288

**UK – CPC**

++ 44 8701 202 530
++ 44 8701 202 531

**CHINA – Farnell-Newark InOne**

Tel No: ++86 10 6238 5152
Fax No: ++86 10 6238 5022

**IRELAND – Farnell InOne**

Tel No: ++ 353 1 830 9277
Fax No: ++ 353 1 830 9016

**SINGAPORE – Farnell-Newark InOne**

Tel No: ++ 65 6788 0200
Fax No: ++ 65 6788 0300

**EXPORT – Farnell InOne**

Tel No: ++ 44 8701 200 208
Fax No: ++ 44 8701 200 209

For enquiries from all other markets

**DENMARK – Farnell InOne**

Tel No: ++ 45 44 53 66 44
Fax No: ++ 45 44 53 66 06

**ITALY – Farnell InOne**

Tel No: ++ 39 02 93 995 200
Fax No: ++ 39 02 93 995 300

**SPAIN – Farnell InOne**

Tel No: ++ 34 93 475 8805
Fax No: ++ 34 93 474 5107

**ESTONIA – Farnell InOne**

Tel No: ++ 358 9 560 7780
Fax No: ++ 358 9 345 5411

**MALAYSIA – Farnell-Newark InOne**

Tel No: ++ 60 3 7873 8000
Fax No: ++ 60 3 7873 7000

**SWEDEN – Farnell InOne**

Tel No: ++ 46 8 730 50 00
Fax No: ++ 46 8 83 52 62

<http://www.farnellinone.com>

<http://www.buckhickmaninone.com>

<http://www.cpc.co.uk>

Disclaimer This data sheet and its contents (the "Information") belong to the Premier Farnell Group (the "Group") or are licensed to it. No licence is granted for the use of it other than for information purposes in connection with the products to which it relates. No licence of any intellectual property rights is granted. The Information is subject to change without notice and replaces all data sheets previously supplied. The Information supplied is believed to be accurate but the Group assumes no responsibility for its accuracy or completeness, any error in or omission from it or for any use made of it. Users of this data sheet should check for themselves the Information and the suitability of the products for their purpose and not make any assumptions based on information included or omitted. Liability for loss or damage resulting from any reliance on the Information or use of it (including liability resulting from negligence or where the Group was aware of the possibility of such loss or damage arising) is excluded. This will not operate to limit or restrict the Group's liability for death or personal injury resulting from its negligence. Multicomp is the registered trademark of the Group. © Premier Farnell plc 2004.

