

## 2 AMP SOFT GLASS PASSIVATED DIODES

### FEATURES

- PROPRIETARY **SOFT GLASS<sup>®</sup>** JUNCTION PASSIVATION FOR SUPERIOR RELIABILITY AND PERFORMANCE
- VOID FREE VACUUM DIE SOLDERING FOR MAXIMUM MECHANICAL STRENGTH AND HEAT DISSIPATION (Solder Voids: Typical  $\leq 2\%$ , Max.  $\leq 10\%$  of Die Area)
- EXTREMELY LOW LEAKAGE AT HIGH TEMPERATURES
- LOW FORWARD VOLTAGE DROP
- 1A at  $T_A = 75^\circ\text{C}$  WITH NO THERMAL RUNAWAY

### MECHANICAL DATA

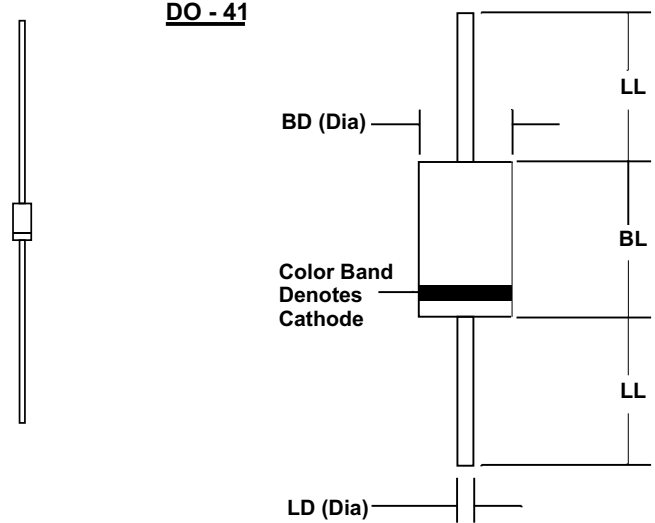
- Case: JEDEC DO-41 molded epoxy (U/L Flammability Rating 94V-0)
- Terminals: Plated axial leads
- Soldering: Per MIL-STD 202 Method 208 guaranteed
- Polarity: Color band denotes cathode
- Mounting Position: Any
- Weight: 0.01 Ounces (0.4 Grams)

**RoHS COMPLIANT**

### MECHANICAL SPECIFICATION

ACTUAL SIZE OF DO-41 PACKAGE

SERIES GP200 - GP210



Sym	Minimum		Maximum	
	In	mm	In	mm
BL	0.160	4.1	0.205	5.2
BD	0.103	2.6	0.107	2.7
LL	1.00	25.4		
LD	0.028	0.71	0.034	0.86


### MAXIMUM RATINGS & ELECTRICAL CHARACTERISTICS

Ratings at 25 °C ambient temperature unless otherwise specified.  
 Single phase, half wave, 60Hz, resistive or inductive load.  
 For capacitive loads, derate current by 20%.

PARAMETER (TEST CONDITIONS)	SYMBOL	RATINGS							UNITS
		GP200	GP201	GP202	GP204	GP206	GP208	GP210	
Series Number									
Maximum DC Blocking Voltage	$V_{RM}$	50	100	200	400	600	800	1000	VOLTS
Maximum RMS Voltage	$V_{RMS}$	35	70	140	280	420	560	700	
Maximum Peak Recurrent Reverse Voltage	$V_{RRM}$	50	100	200	400	600	800	1000	
Average Forward Rectified Current @ $T_A = 75^\circ\text{C}$ , Lead length = 0.375 in. (9.5 mm)	$I_O$	2							AMPS
Peak Forward Surge Current ( 8.3 mSec single half sine wave superimposed on rated load)	$I_{FSM}$	70							
Maximum Forward Voltage at 2 Amps DC	$V_{FM}$	1.1							VOLTS
Maximum Reverse Recovery Time ( $I_F=0.5A$ , $I_R=1A$ , $I_{RR}=0.25A$ )	$T_{RR}$	30							$\mu\text{A}$
Maximum Average DC Reverse Current @ $T_A = 25^\circ\text{C}$	$I_{RM}$	5							
At Rated DC Blocking Voltage @ $T_A = 100^\circ\text{C}$		50							
Typical Junction Capacitance (Note 1)	$C_J$	40							pF
Operating and Storage Temperature Range	$T_J, T_{STG}$	-65 to +175							$^\circ\text{C}$

NOTES: (1) Measured at 1MHz & applied reverse voltage of 4 volts  
 (2) 300 nS available - consult factory

4.97 Gppd200



## 2 AMP SOFT GLASS PASSIVATED SILICON DIODES

### RATING & CHARACTERISTIC CURVES FOR SERIES GP200 - GP210

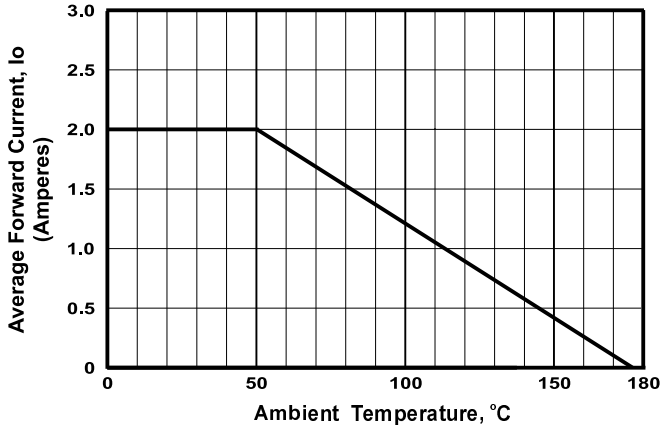


FIGURE 1. FORWARD CURRENT DERATING CURVE

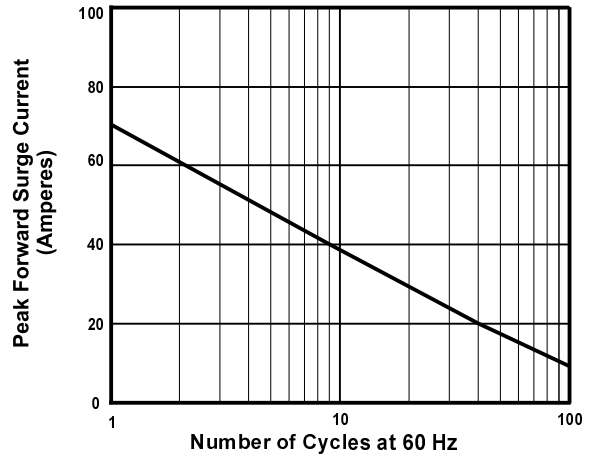


FIGURE 2. MAXIMUM NON-REPETITIVE SURGE CURRENT

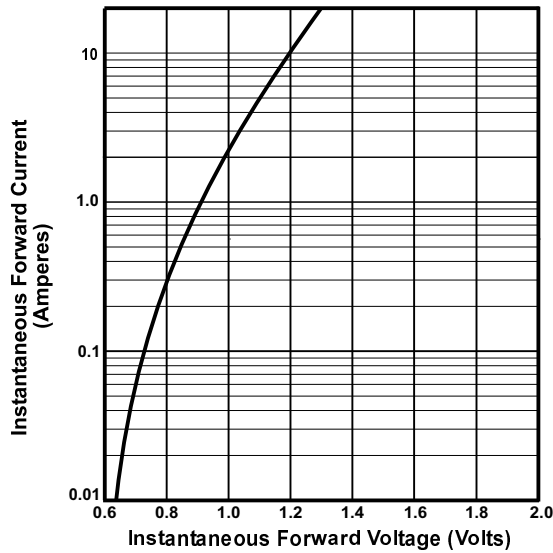


FIGURE 3. TYPICAL FORWARD CHARACTERISTIC PER DIODE

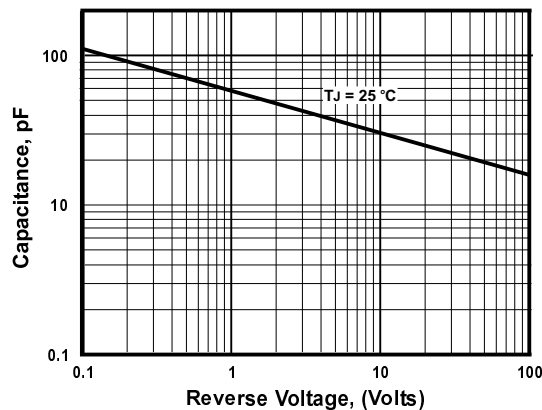
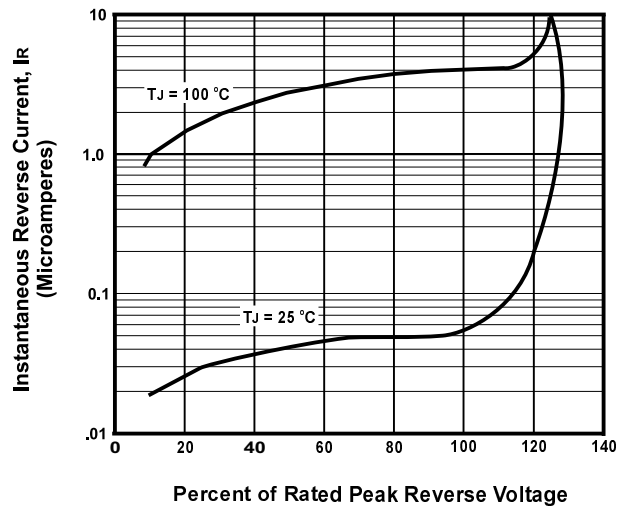


FIGURE 5. TYPICAL JUNCTION CAPACITANCE PER DIODE