



BZX84B4V3W SERIES

SURFACE MOUNT SILICON ZENER DIODES

VOLTAGE 4.3 to 51 Volts **POWER** 200 mWatts

SOT-323

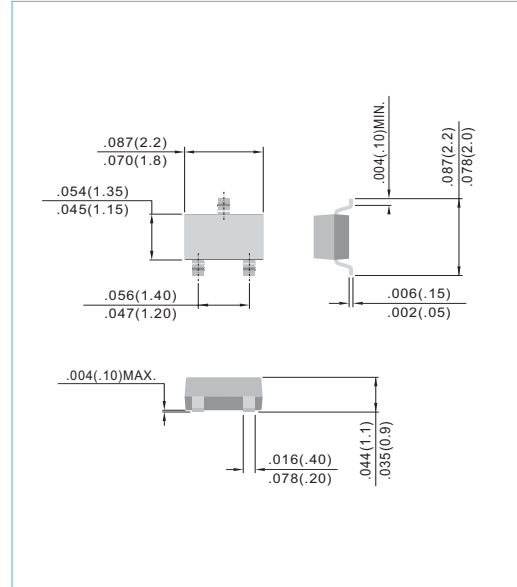
Unit: inch (mm)

FEATURES

- Planar Die construction
- 200mW Power Dissipation
- Zener Voltages from 4.3~51V
- Ideally Suited for Automated Assembly Processes
- In compliance with EU RoHS 2002/95/EC directives

MECHANICAL DATA

- Case: SOT-323, Molded Plastic
- Terminals: Solderable per MIL-STD-750, Method 2026
- Polarity: See Diagram Below
- Approx Weight : 0.0048 grams
- Mounting Position : Any



MAXIMUM RATINGS AND ELECTRICAL CHARACTERISTICS

Parameter	Symbol	Value	Units
Power Dissipation @ $T_A = 25^\circ\text{C}$ (Note A)	P_D	200	mW
Operating Junction and Storage Temperature Range	T_J	-55 to +150	$^\circ\text{C}$

NOTE :

A. Mounted on 5.0mm²(.013mm thick) land areas.



BZX84B4V3W SERIES

Part Number	Nominal Zener Voltage			Max. Zener Impedance				Max Reverse Leakage Current		Marking Code	Package
	Vz @ IZT			Zzt @ IZT		Zzk @ IZK		IR @ VR			
	Nom. V	Min. V	Max. V	Ω	mA	Ω	mA	μA	V		
BZX84B4V3W	4.3	4.21	4.39	90	5.0	600	1.00	3.0	1.0	W7	SOT-323
BZX84B4V7W	4.7	4.61	4.79	80	5.0	500	1.00	3.0	2.0	W8	SOT-323
BZX84B5V1W	5.1	5.00	5.20	60	5.0	480	1.00	2.0	2.0	W9	SOT-323
BZX84B5V6W	5.6	5.49	5.71	40	5.0	400	1.00	1.0	2.0	WA	SOT-323
BZX84B6V2W	6.2	6.08	6.32	10	5.0	150	1.00	3.0	4.0	WB	SOT-323
BZX84B6V8W	6.8	6.66	6.94	15	5.0	80	1.00	2.0	4.0	WC	SOT-323
BZX84B7V5W	7.5	7.35	7.65	15	5.0	80	1.00	1.0	5.0	WD	SOT-323
BZX84B8V2W	8.2	8.04	8.36	15	5.0	80	1.00	0.7	5.0	WE	SOT-323
BZX84B9V1W	9.1	8.92	9.28	15	5.0	100	1.00	0.5	6.0	WF	SOT-323
BZX84B10W	10	9.80	10.20	20	5.0	150	1.00	0.2	7.0	WG	SOT-323
BZX84B11W	11	10.78	11.22	20	5.0	150	1.00	0.1	8.0	WH	SOT-323
BZX84B12W	12	11.76	12.24	25	5.0	150	1.00	0.1	8.0	WI	SOT-323
BZX84B13W	13	12.74	13.26	30	5.0	170	1.00	0.1	8.0	WK	SOT-323
BZX84B14W	14	13.72	14.28	30	5.0	170	1.00	0.1	10.0	WJ	SOT-323
BZX84B15W	15	14.70	15.30	30	5.0	200	1.00	0.1	10.5	WL	SOT-323
BZX84B16W	16	15.68	16.32	40	5.0	200	1.00	0.1	11.2	WM	SOT-323
BZX84B17W	17	16.66	17.34	40	5.0	200	1.00	0.1	12.2	17C	SOT-323
BZX84B18W	18	17.64	18.36	45	5.0	225	1.00	0.1	12.6	WN	SOT-323
BZX84B20W	20	19.60	20.40	55	5.0	225	1.00	0.1	14.0	WO	SOT-323
BZX84B22W	22	21.56	22.44	55	5.0	250	1.00	0.1	15.4	WP	SOT-323
BZX84B24W	24	23.52	24.48	70	5.0	250	1.00	0.1	16.8	WR	SOT-323
BZX84B27W	27	26.46	27.54	80	5.0	300	1.00	0.1	18.90	WS	SOT-323
BZX84B28W	28	27.44	28.56	80	5.0	300	1.00	0.1	20.50	28C	SOT-323
BZX84B30W	30	29.40	30.60	80	5.0	300	1.00	0.1	21.00	WT	SOT-323
BZX84B33W	33	32.34	33.66	80	5.0	325	1.00	0.1	23.10	WU	SOT-323
BZX84B36W	36	35.28	36.72	90	5.0	350	1.00	0.1	25.20	WW	SOT-323
BZX84B39W	39	38.22	39.78	130	5.0	350	1.00	0.1	27.30	WX	SOT-323
BZX84B43W	43	42.14	43.86	150	5.0	375	1.00	0.1	30.10	WY	SOT-323
BZX84B47W	47	46.06	47.94	170	5.0	375	1.00	0.1	32.90	WZ	SOT-323
BZX84B51W	51	49.98	52.02	100	5.0	750	1.00	0.1	38.00	XA	SOT-323



BZX84B4V3W SERIES

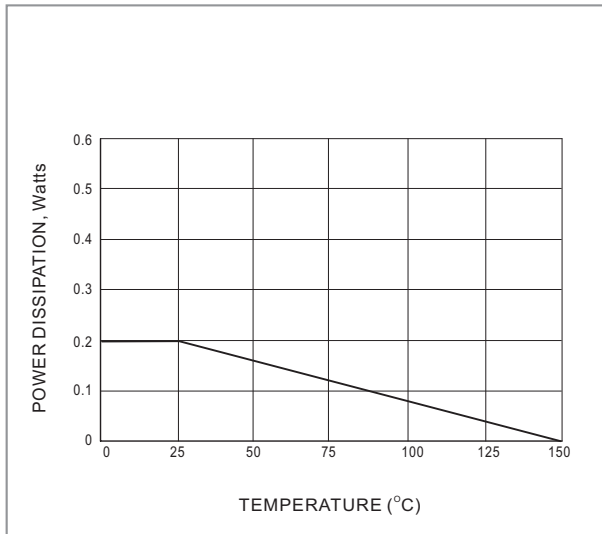


Fig.1 STEADY STATE POWER DERATING

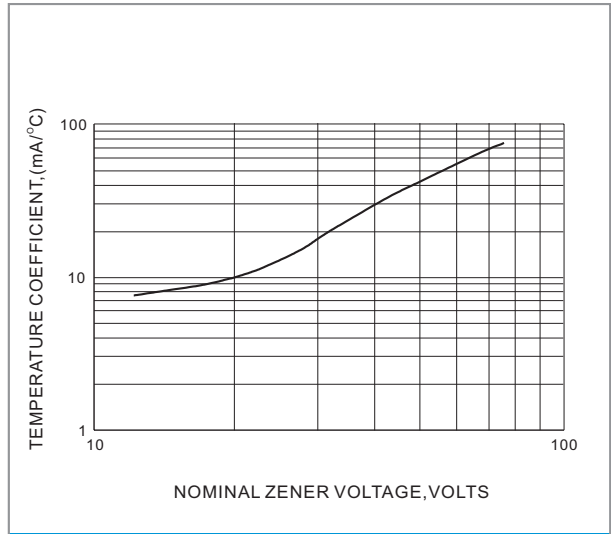


Fig.2 TEMPERATURE COEFFICIENTS

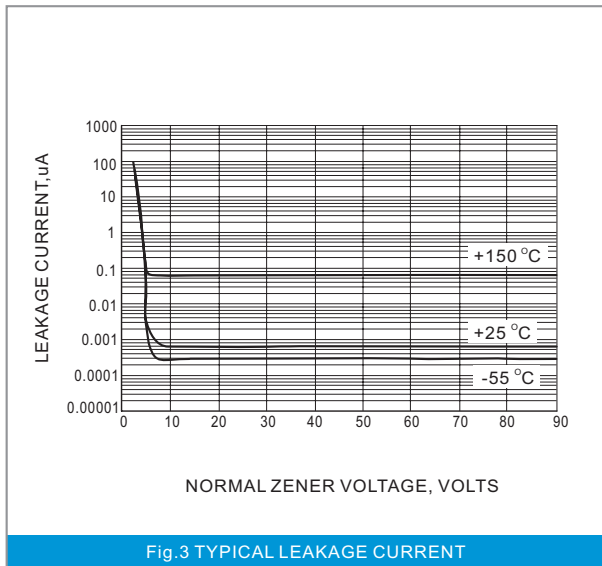


Fig.3 TYPICAL LEAKAGE CURRENT

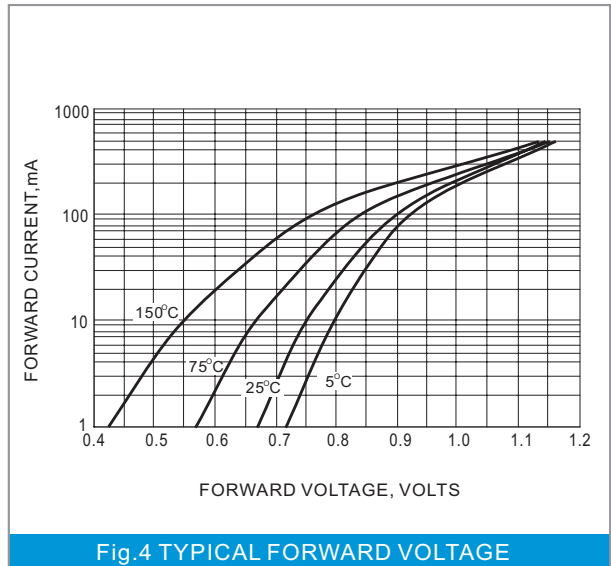
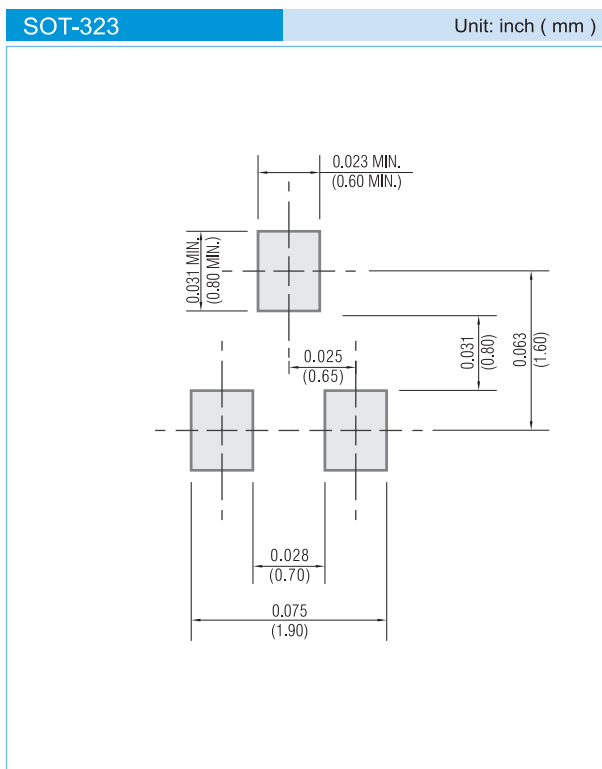


Fig.4 TYPICAL FORWARD VOLTAGE



BZX84B4V3W SERIES

MOUNTING PAD LAYOUT



ORDER INFORMATION

- Packing information
 - T/R - 12K per 13" plastic Reel
 - T/R - 3K per 7" plastic Reel

LEGAL STATEMENT

Copyright PanJit International, Inc 2007

The information presented in this document is believed to be accurate and reliable. The specifications and information herein are subject to change without notice. Pan Jit makes no warranty, representation or guarantee regarding the suitability of its products for any particular purpose. Pan Jit products are not authorized for use in life support devices or systems. Pan Jit does not convey any license under its patent rights or rights of others.