





4PH

**SINGLE-PHASE FULL WAVE BRIDGE
4 AMPERES
FOR P.C. BOARD AND HEAT SINK MOUNTING**



 This mark indicates recognition under the component program of Underwriters Laboratories, inc.

PRV/Leg	50V	100V	200V	400V	600V	800V	1000V
Type No.	4PH05	4PH10	4PH20	4PH40	4PH60	4PH80	4PH100

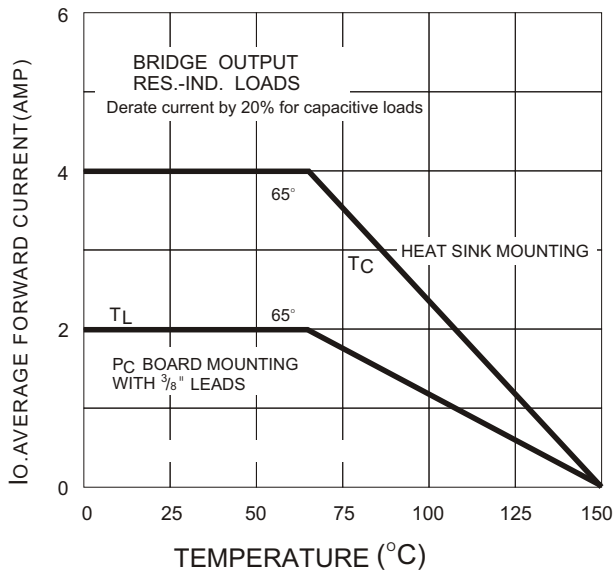
ELECTRICAL CHARACTERISTICS PER LEG
(at T_A=25 °C Unless Otherwise Specified)

Average Output Current, I _O @ 65 °C T _C (Fig.1)	4	Amp
Max.Forward Voltage Drop, V _F = 1.0V @ I _F =	2.5	Amp
Max.DC Reverse Current @ PRV, and 25 °C, I _R	10	μA
Max.DC Reverse Current @ PRV, and 100°C, I _R	300	μA
Max.Peak Surge Current, I _{FSM} (8.3ms) (Fig.2)	150	Amp
Ambient Operating Temperature Range, T _A	-55 to+150	°C
Storage Temperature Range, T _{STG}	-55 to+150	°C

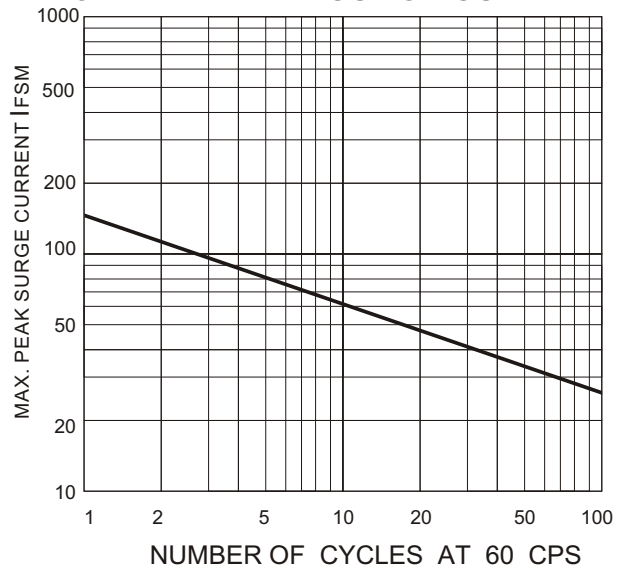
Note 1: Derate I_O by 20% for capacitive loads

EDI reserves the right to change these specifications at any time without notice.

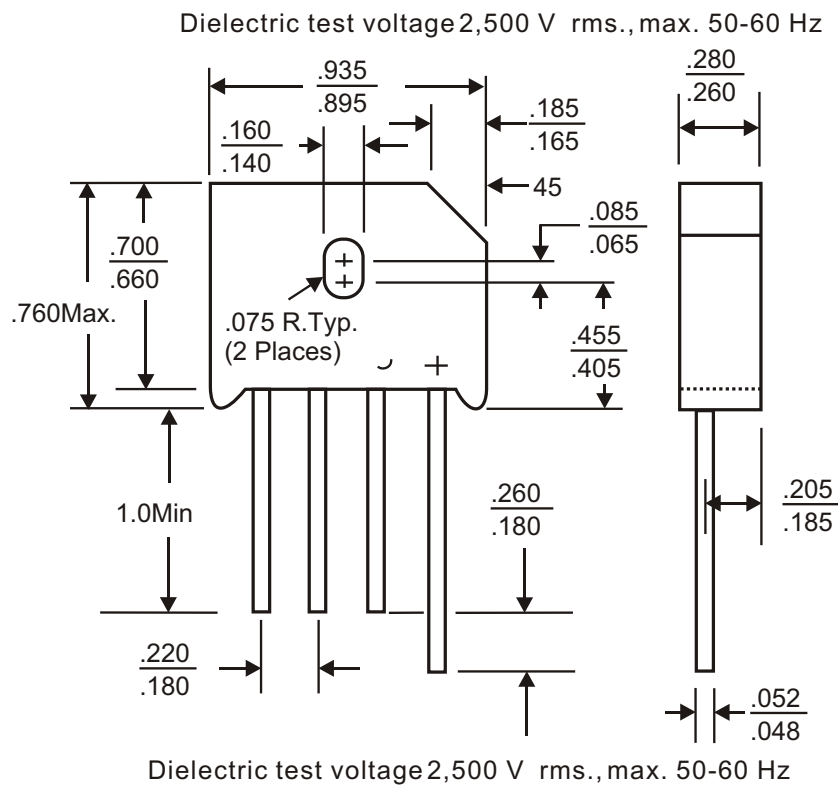
**FIG.1
CURRENT DERATING**



**FIG.2
NON-REPETITIVE SURGE CURRENT**



**FIG.3
MECHANICAL
CASE STYLE FOR 4PH**



NOTE Maximum lead and terminal temperature for soldering, 3/8 inch from case, 5 seconds at 250°C
 ELECTRONIC DEVICES, INC. DESIGNERS AND MANUFACTURERS OF SOLID STATE DEVICES SINCE 1951.
 21 GRAY OAKS AVENUE * YONKERS, NEW YORK 10710 914-965-4400 * FAX 914-965-5531 * 1-800-678-0828
 e-mail:sales@edidiodes.com * website:http://www.edidiodes.com