


UNCONTROLLED DOCUMENT

PART NUMBER  
SSB-COB9618GW

REV.

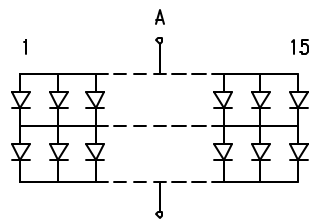
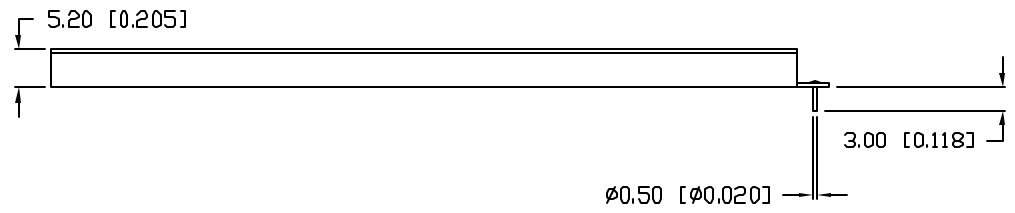


ELECTRO-OPTICAL CHARACTERISTICS  $T_A=25^{\circ}\text{C}$  PER MODULE  $I_f=150\text{mA}$

PARAMETER	MIN	TYP	MAX	UNITS	TEST COND
PEAK WAVELENGTH		565		nm	
FORWARD VOLTAGE		4.2	4.5	$V_f$	
REVERSE VOLTAGE	8			$V_r$	$I_r=1.5\text{mA}$
LUMINOUS INTENSITY		250		$\text{cd}/\text{m}^2$	$I_f=150\text{mA}$
EMITTED COLOR:	GREEN				
REFLECTOR FINISH:	WHITE				

LIMITS OF SAFE OPERATION AT  $25^{\circ}\text{C}$  PER MODULE

PARAMETER	MAX	UNITS
STEADY CURRENT	240	mA
POWER DISSIPATION	1080	mW
DERATE FROM $25^{\circ}\text{C}$ PER DIE	-1.2	$\text{mW}/^{\circ}\text{C}$
OPERATING, STORAGE TEMP.	-40 TO +85	$^{\circ}\text{C}$
SOLDERING TEMP.	+260	$^{\circ}\text{C}$
2.0mm FROM BODY		3 SEC. MAX



UNCONTROLLED DOCUMENT

\*UNLESS OTHERWISE SPECIFIED TOLERANCES PER DECIMAL PRECISION ARE: X=±1 (±0.039), XX=±0.5 (±0.020), XXX=±0.25 (±0.010), XXXX=±0.127 (±0.005). LEAD SIZE=±0.05 (±0.002), LEAD LENGTH=±0.75 (±0.030). MIN= +DECIMAL PRECISION -0.00 MAX= +0.00 -DECIMAL PRECISION

REV. PART NUMBER  
SSB-COB9618GW

**CONFIDENTIAL INFORMATION**  
THE INFORMATION CONTAINED IN THIS DOCUMENT IS THE PROPERTY OF LUMEX INC. EXCEPT AS SPECIFICALLY AUTHORIZED IN WRITING BY LUMEX INC., THE HOLDER OF THIS DOCUMENT SHALL KEEP ALL INFORMATION CONTAINED HEREIN CONFIDENTIAL AND SHALL PROTECT SAME IN WHOLE OR IN PART FROM DISCLOSURE AND DISSEMINATION TO ALL THIRD PARTIES.



290 E. HELEN ROAD  
PALATINE, IL 60067-6976  
PHONE: +1.847.359.2790  
US WEB: www.lumex.com  
TW WEB: www.lumex.com.tw

96mm x 18mm VIEW AREA, CHIP ON BOARD LED BACKLIGHT,  
30 CHIPS, 565nm GREEN, 4.2V @ 150mA

**RELIABILITY NOTE**  
OUR MANY YEARS OF EXPERIENCE DATA ACCUMULATION INDICATE THAT SOLDER HEAT IS A MAJOR CAUSE OF EARLY AND FUTURE FAILURE. PLEASE PAY ATTENTION TO YOUR SOLDERING PROCESS.

DRAWN BY: BC  
CHECKED BY:

APPROVED BY: DATE: 6.8.04  
PAGE: 1 OF 1  
SCALE: N/A