

28 mm (1-1/8 Inch) Transmission Mode S-1 Photocathode, Side-on Type

FEATURES

- Wide Photocathode
- High Infrared Sensitivity
- Excellent Spatial Uniformity
- Fast Time Response

APPLICATIONS

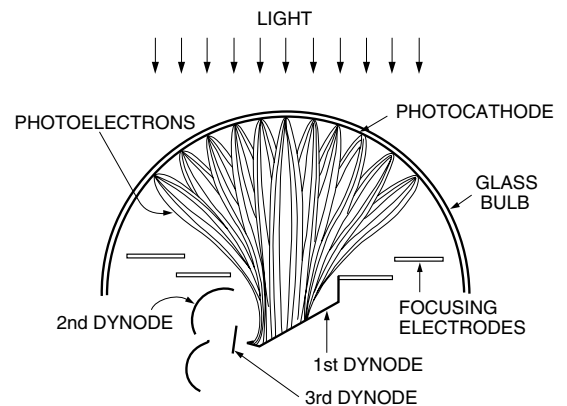
- Near Infrared Spectrophotometer
- Raman Spectrophotometer
- Photo Luminescence Measurement



GENERAL

Parameter	Description	Unit
Spectral Response	400 to 1200	nm
Wavelength of Maximum Response	800	nm
Photocathode		
Material	Ag-O-Cs	—
Minimum Effective Area (H × W)	16 × 18	mm
Window Material	Borosilicate glass	—
Dynode		
Structure	Circular-cage	—
Number of Stages	9	—
Direct Interelectrode Capacitances		
Anode to Last Dynode	1.2	pF
Anode to All Other Electrodes	3.4	pF
Base	11-pin base JEDEC No. B11-88	—
Suitable Socket	E678-11A (sold separately)	—
Applicable Socket Assembly	E717-63 (sold separately)	—
Operating Ambient Temperature	-30 to +50	°C
Storage Temperature	-30 to +50	°C

Figure 1: Electron Trajectories



TPMSC0003EB

PHOTOMULTIPLIER TUBE R5108

MAXIMUM RATINGS (Absolute Maximum Values)

Parameter	Value	Unit
Supply Voltage		
Between Anode and Cathode	1500	V
Between Anode and Last Dynode	250	V
Average Anode Current ^(A)	0.01	mA

CHARACTERISTICS (at 25 °C)

Parameter	Min.	Typ.	Max.	Unit
Cathode Sensitivity				
Quantum Efficiency at 1060 nm	—	0.04	—	%
Luminous ^(B)	10	25	—	μA/lm
Radiant at 800 nm	—	2.2	—	mA/W
Anode Sensitivity				
Luminous ^{(B)(C)}	3.5	7.5	—	A/lm
Gain ^{(B)(C)}	—	3.0×10^5	—	—
Anode Dark Current ^(D) (after 30 min storage in the darkness)	—	350	1000	nA
Time Response ^(C)				
Anode Pulse Rise Time ^(E)	—	1.1	—	ns
Electron Transit Time ^(F)	—	17	—	ns

NOTES

- (A) Averaged over any interval of 30 seconds maximum.
 (B) The light source is a tungsten filament lamp operated at a distribution temperature of 2856 K.
 Supply voltage is 150 volts between the cathode and all other electrodes connected together as anode.
 (C) Measured with the voltage distribution ratio shown in Table 1 below.

- (D) Measured at the voltage which gives anode luminous sensitivity of 4 A/lm.
 (E) The rise time is the time for the output pulse to rise from 10 % to 90 % of the peak amplitude when the entire photocathode is illuminated by a delta function light pulse.
 (F) The electron transit time is the interval between the arrival of delta function light pulse at the entrance window of the tube and the time when the anode output reaches the peak amplitude. In measurement, the whole photocathode is illuminated.

Table 1: Voltage Distribution Ratio

Electrode	K	Dy1	Dy2	Dy3	Dy4	Dy5	Dy6	Dy7	Dy8	Dy9	P
Ratio	1	1	1	1	1	1	1	1	1	1	1

Supply Voltage : 1250 V, K : Cathode, Dy : Dynode, P : Anode

Figure 2: Typical Spatial Uniformity

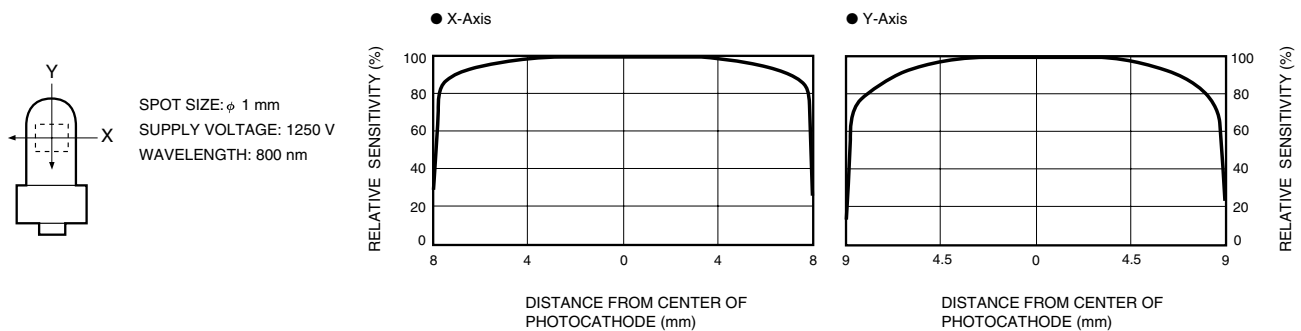


Figure 3: Typical Spectral Response

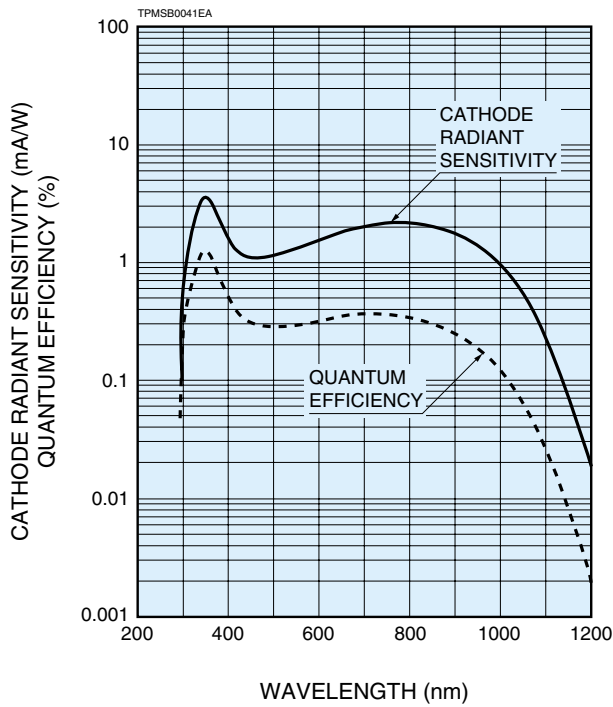


Figure 4: Typical Time Response

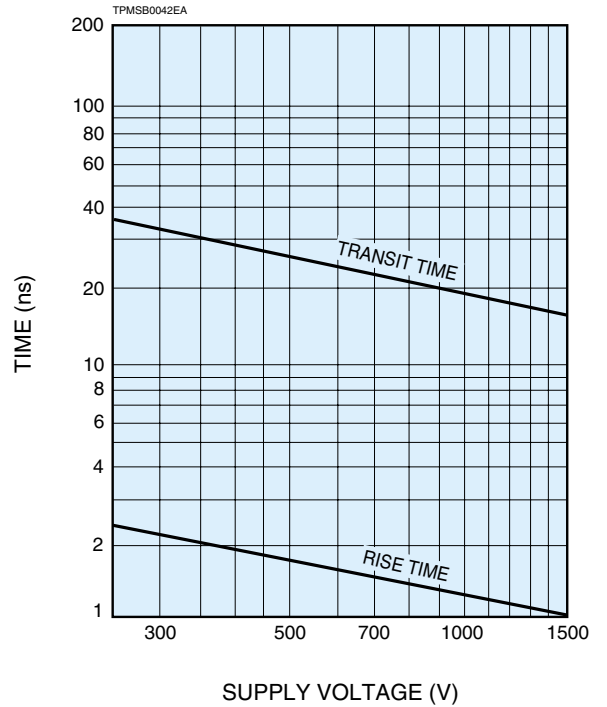


Figure 5: Typical Gain and Anode Dark Current

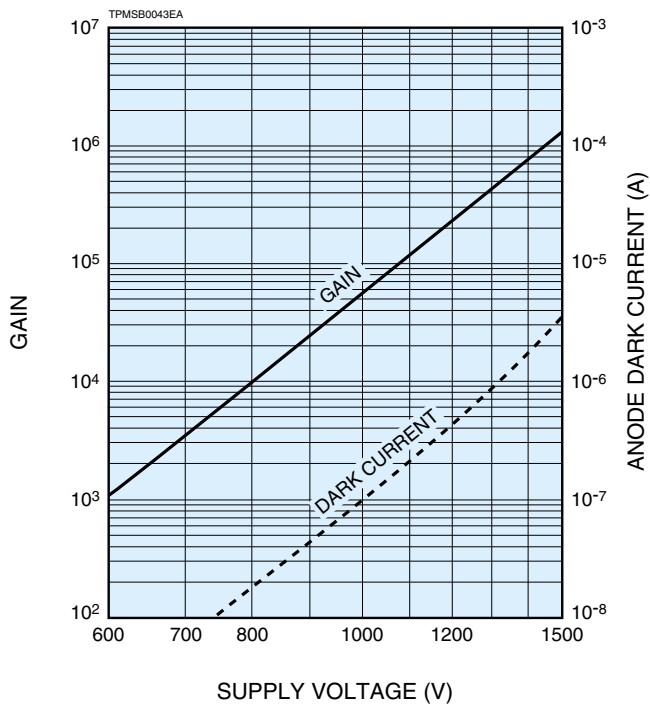
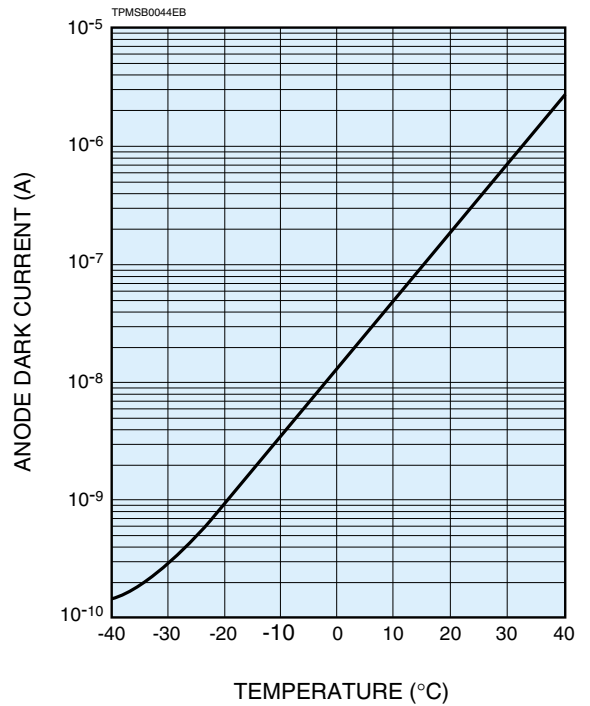
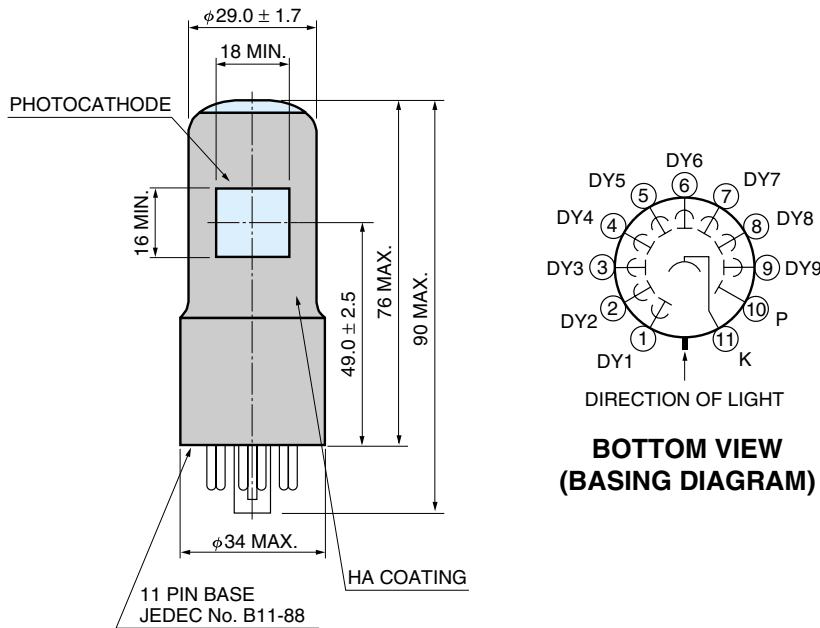


Figure 6: Typical Temperature Characteristics of Anode Dark Current (at 4 A/lm)



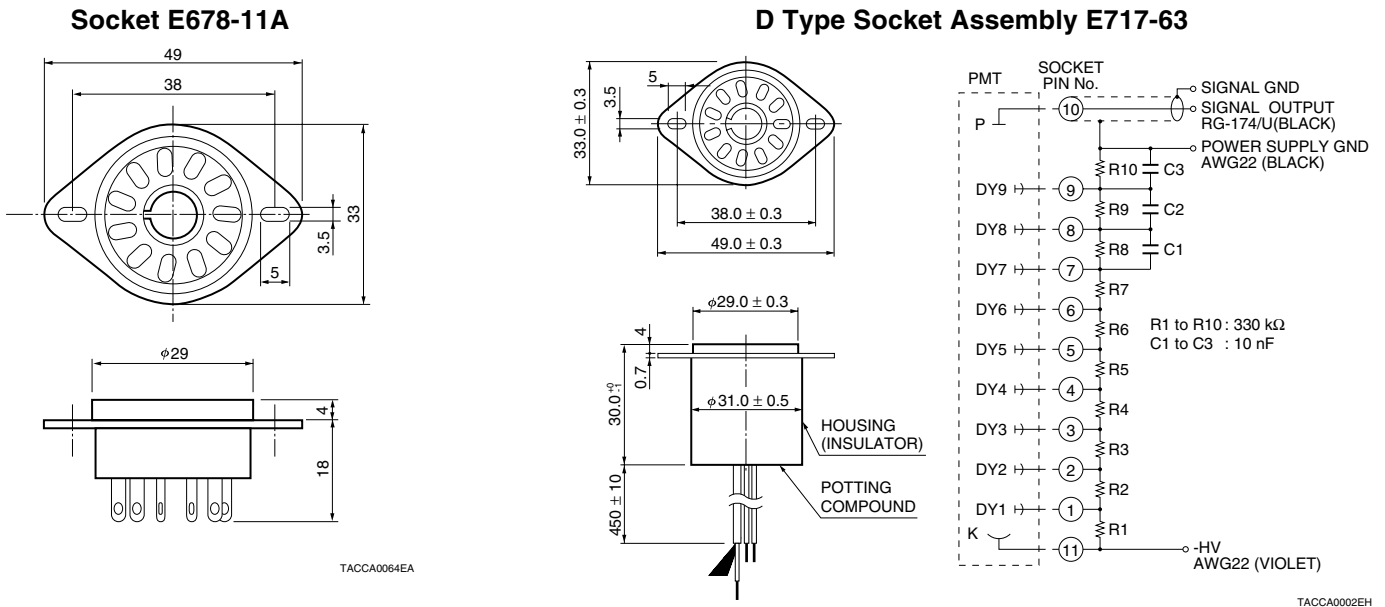
PHOTOMULTIPLIER TUBES R5108

Figure 7: Dimensional Outline and Basing Diagram (Unit: mm)



TPMSA0023EB

Figure 8: Optional Accessories (Unit: mm)



TACCA0002EH

* Hamamatsu also provides C4900 series compact high voltage power supplies and C6270 series DP type socket assemblies which incorporate a DC to DC converter type high voltage power supply.

Warning—Personal Safety Hazards
Electrical Shock—Operating voltages applied to this device present a shock hazard.

HAMAMATSU

WEB SITE <http://www.hamamatsu.com>

HAMAMATSU PHOTONICS K.K., Electron Tube Center

314-5, Shimokanzo, Toyooka-village, Iwata-gun, Shizuoka-ken, 438-0193, Japan, Telephone: (81)539/62-5248, Fax: (81)539/62-2205

U.S.A.: Hamamatsu Corporation: 360 Foothill Road, P. O. Box 6910, Bridgewater. N.J. 08807-0910, U.S.A., Telephone: (1)908-231-0960, Fax: (1)908-231-1218 E-mail: usa@hamamatsu.com

Germany: Hamamatsu Photonics Deutschland GmbH: Arzbergerstr. 10, D-82211 Herrsching am Ammersee, Germany, Telephone: (49)8152-375-0, Fax: (49)8152-2658 E-mail: info@hamamatsu.de

France: Hamamatsu Photonics France S.A.R.L.: 8, Rue du Saule Trapu, Parc du Moulin de Massy, 91882 Massy Cedex, France, Telephone: (33)1 69 53 71 00, Fax: (33)1 69 53 71 10 E-mail: infos@hamamatsu.fr

United Kingdom: Hamamatsu Photonics UK Limited: 2 Howard Court, 10 Tewin Road Welwyn Garden City Hertfordshire AL7 1BW, United Kingdom, Telephone: 44-(0)1707-294888, Fax: 44(0)1707-325777 E-mail: info@hamamatsu.co.uk

North Europe: Hamamatsu Photonics Norden AB: Smidesvägen 12, SE-171-41 SOLNA, Sweden, Telephone: (46)8-509-031-00, Fax: (46)8-509-031-01 E-mail: info@hamamatsu.se

Italy: Hamamatsu Photonics Italia: S.R.L.: Strada della Moia, 1/E, 20020 Arese, (Milano), Italy, Telephone: (39)02-935 81 733, Fax: (39)02-935 81 741 E-mail: info@hamamatsu.it

TPMS1012E05
JUN. 2003 IP