

DB ELECTRO^{CO., LTD.}

Présente / Presents:

NINGBO HUAGUAN ELECTRONICS CO., LTD.





24.5×10.5×25.0

JZC-36F



R158859

Patent NO.:200420081938.2

Features

- Heavy load, suitable for heavy power reverse.
- Small size, suitable for high-density mounting..
- Suitable for remote control TV set, copy machine, sales machine and air conditioner etc.

Ordering Information

JZC-36F C S 10 DC12V 0.25

1 2 3 4 5 6

1 Part number: JZC-36F

2 Contact arrangement: A:1A; C:1C

3 Enclosure: S:Sealed type; Z:Dust cover

4 Contact current:10A

5 Coil rated voltage(V):DC:5,6,9,12,18,24,48

6 Coil power consumption:0.25:0.25W;0.53:0.53W

Contact Data

Contact Arrangement	1A(SPSTNO)、1C(SPDT(B-M))	
Contact Material	AgSnO ₂	
Contact Rating (resistive)	10A/250VAC,30VDC TV-5	
Max. Switching Power	330W 2500VA	
Max. Switching Voltage	30VDC 277VAC	Max. Switching Current:10A
Contact Resistance or Voltage drop	≤100mΩ	Item 3.12 of IEC255-7
Operational Life	Electrical	10 ⁵ Item 3.30 of IEC255-7
	Mechanical	10 ⁷ Item 3.31 of IEC255-7

Coil Parameter

Dash numbers	Coil voltage VDC		Coil resistance Ω ±10%	Pick up voltage VDC (max) (75% of rated voltage)	Release voltage VDC (min) (5% of rated voltage)	Coil power consumption W	Operate Time ms	Release Time ms
	Rated	Max						
005-250	5	6.5	100	3.75	0.25	0.25	<15	<5
006-250	6	7.8	145	4.50	0.30			
009-250	9	11.7	325	6.75	0.45			
012-250	12	15.6	575	9.00	0.60			
018-250	18	23.4	1300	13.5	0.90			
024-250	24	31.2	2310	18.0	1.2			
048-250	48	62.4	9210	36.0	2.4			
005-530	5	6.5	47	3.75	0.25	0.53	<15	<5
006-530	6	7.8	68	4.50	0.30			
009-530	9	11.7	155	6.75	0.45			
012-530	12	15.6	270	9.00	0.60			
018-530	18	23.4	620	13.5	0.90			
024-530	24	31.2	1080	18.0	1.2			
048-530	48	62.4	4400	36.0	2.4			

- CAUTION:**
- 1.The use of any coil voltage less than the rated coil voltage will compromise the operation of the relay.
 - 2.Pickup and release voltage are for test purposes only and are not to be used as design criteria.

Operation condition

Insulation Resistance	1000M Ω min (at 500VDC)	Item 7 of IEC255-5
Dielectric Strength Between contacts Between contact and coil	50Hz 1000V 50Hz 3000V 4000V Surge Voltage 10kV	Item 6 of IEC255-5 Item 6 of IEC255-5 Item 8 of IEC255-5
Shock resistance	Functional 200m/s ² 11ms Survival 1000m/s ² 11ms	IEC68-2-27 Test Ea
Vibration resistance	10~55Hz amplitude 1.5mm	IEC68-2-6 Test Fc
Terminals strength	10N	IEC68-2-21 Test Ua1
Solderability	235°C \pm 2°C 3 \pm 0.5s	IEC68-2-20 Test Ta method 1
Ambient Temperature	-40~70°C	
Relative Humidity	35%~85% (at 40°C)	IEC68-2-3 Test Ca
Mass	12g	

Qualification inspection:

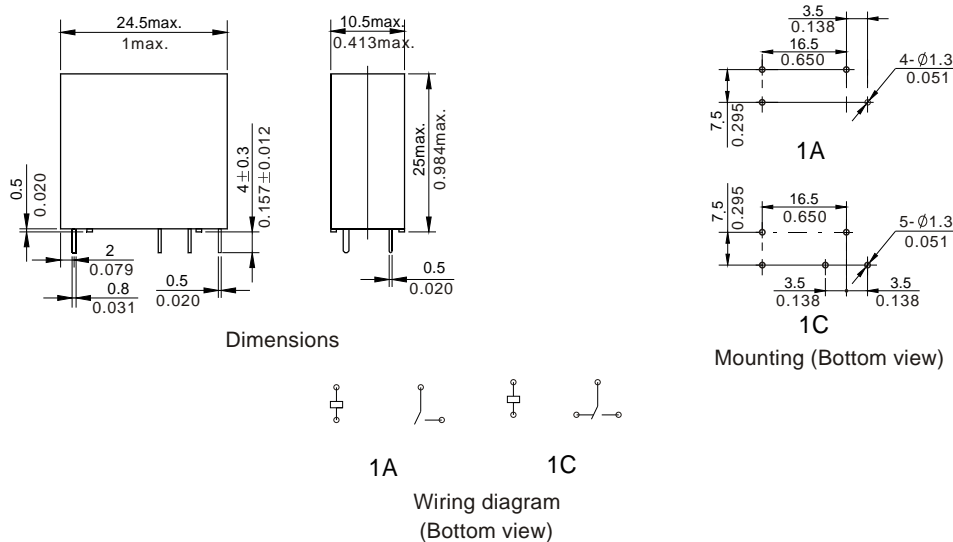
Perform the qualification test as specified in the table IV of IEC255-19-1 and minimum sample size 24.

Safety approvals

Safety approval	UL & CUR
Load	10A/250VAC,30VDC;TV-5

Dimensions

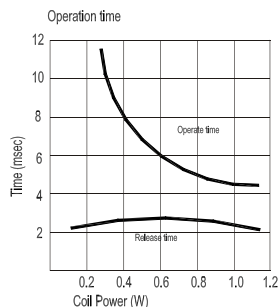
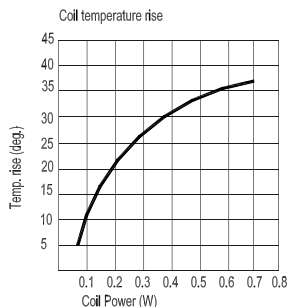
mm /inch



NOTES 1).Dimensions are in millimeters.

2).Inch equivalents are given for general information only.

Reference Data



Tolerance: \pm 0.1/ \pm 0.004