

DB ELECTRO^{CO., LTD.}

Présente / Presents:

NINGBO HUAGUAN ELECTRONICS CO., LTD.





30.4×28.5×18.5

JQX-54W



CQC 04001010696

on Pending  US E160644

Features

- Can be welded directly onto PCB.
- Compact high capacity relay for inductive load, rushing current of 80A and steady-state current of 25A.
- Used in household appliances like air conditioning , heater and instruments etc.

Ordering Information

JQX-54W A 25 DC12V C B
 1 2 3 4 5 6

1 Part number: JQX-54W
 2 Contact arrangement: A:1A
 3 Contact rating: Resistive: 25A/277VAC 30VDC
 Inductive:20A/250VAC; $\cos \Phi=0.7$

4 Coil rated voltage(V): DC:5,6,9,12,24,48,110
 5 Contact material: C:AgCdO; NIL:AgSnO₂
 6 Resistance heat class: B:130°C; F:155°C

Contact Data

Contact Arrangement	1A (SPSTNO)		
Contact Material	AgSnO ₂ AgCdO		
Contact Rating	Resistive: 25A/277VAC, 30VDC Inductive :20A/250VAC, $\cos \Phi=0.7$ 1½ HP 250VAC TV-15		
Max. Switching Power	6380VA 750W		
Max. Switching Voltage	300VAC 30VDC	Max. Switching Current:25A rushing current:80A	
Contact Resistance or Voltage drop	<50mΩ	Item 3.12 of IEC255-7	
Operation life	Electrical	10 ⁵	Item 3.30 of IEC255-7
	Mechanical	10 ⁷	Item 3.31 of IEC255-7

Coil Parameter

Dash numbers	Coil voltage VDC		Coil resistance Ω ±10%	Pick up voltage VDC(max) (75% of rated voltage)	Release voltage VDC(min) (10% of rated voltage)	Coil power consumption W	Operate Time ms	Release Time ms
	Rated	Max						
005-900	5	5.5	27.7	3.75	0.5	0.9	<20	<10
006-900	6	6.6	40	4.5	0.6			
009-900	9	9.9	90	6.75	0.9			
012-900	12	13.2	160	9.00	1.2			
024-900	24	26.4	640	18.00	2.4			
048-900	48	52.8	2560	36.00	4.8			
110-900	110	121	13440	82.50	11.0			

CAUTION: 1.The use of any coil voltage less than the rated coil voltage will compromise the operation of the relay.
 2.Pickup and release voltage are for test purposes only and are not to be used as design criteria.

Operation condition

Insulation Resistance	1000MΩ min (at 500VDC)	Item 7 of IEC255-5
Dielectric Strength Between contacts Between contact and coil	50Hz 1200V 50Hz 3600V surge voltage:10kV	Item 6 of IEC255-5 Item 6 of IEC255-5 Item 8 of IEC255-5
Shock resistance	Functional:100m/s ² 11ms Survival:1000 m/s ² 11ms	IEC68-2-27 Test Ea
Vibration resistance	10~55Hz double amplitude Functional 1.0mm double amplitude Survival 2.0mm	IEC68-2-6 Test Fc IEC68-2-6 Test Fc
Terminals strength	10N 8N	IEC68-2-21 Test Ua1 and Ua2
Solderability	235℃ ± 2℃ 3 ± 0.5s	IEC68-2-20 Test Ta method 1
Ambient Temperature	-40~85℃	
Relative Humidity	20~85%	IEC68-2-3Test Ca
Mass	31.5g	

Qualification inspection:

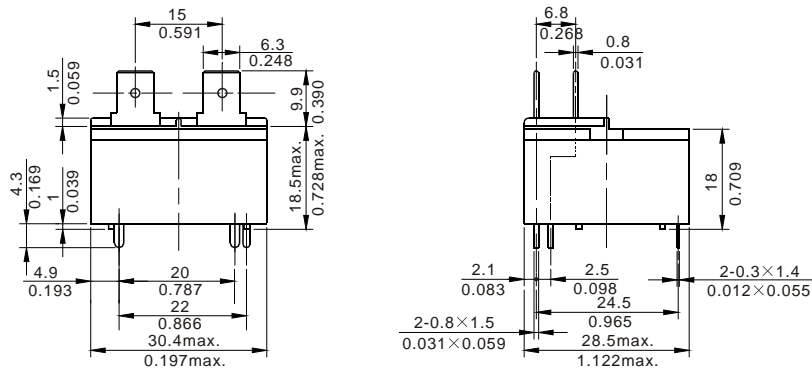
Perform the qualification test as specified in the table IV of IEC255-19-1 and minimum sample size 24.

Safety approvals

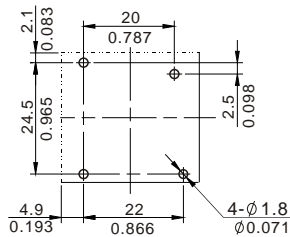
Safety approval	UL&CUR	CQC
Load	25A/277VAC 1½ HP250VAC 1HP125VAC	25A/250VAC

Dimensions

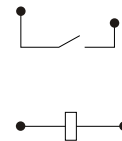
mm /inch



Dimensions



Mounting (Bottom view)



Wiring diagram(Bottom view)

NOTES 1).Dimensions are in millimeters.

2).Inch equivalentents are given for general information only.