


Si PIN photodiode S1722-02, S1723-05

Large area, high-speed PIN photodiodes for UV to near IR photometry



S1722-02 and S1723-05 are high-speed Si PIN photodiodes having a large active area of $\phi 4.1$ mm (S1722-02) or 10×10 mm (S1723-05). Using quartz glass as the light input window, these photodiodes deliver high sensitivity extending to the far UV region and are suitable for optical power meters.

Features

- Quartz glass window
- High UV sensitivity
- Large active area
S1722-02: $\phi 4.1$ mm
S1723-05: 10×10 mm
- High-speed response
S1722-02: 60 MHz ($V_R=100$ V)
S1723-05: 15 MHz ($V_R=30$ V)

Applications

- Optical power meter
- Radiation detector

General ratings / Absolute maximum ratings

Type No.	Dimensional outline/ Window material *1	Package (mm)	Active area size (mm)	Effective active area (mm ²)	Absolute maximum ratings			
					Reverse voltage V_R Max. (V)	Power dissipation P (mW)	Operating temperature T_{opr} (°C)	Storage temperature T_{stg} (°C)
S1722-02	①/Q	TO-8	$\phi 4.1$	13.2	120	50	-20 to +60	-55 to +80
S1723-05	②/Q	Ceramic	10×10	100	50	100		-20 to +80

Electrical and optical characteristics (Typ. $T_a=25$ °C, unless otherwise noted)

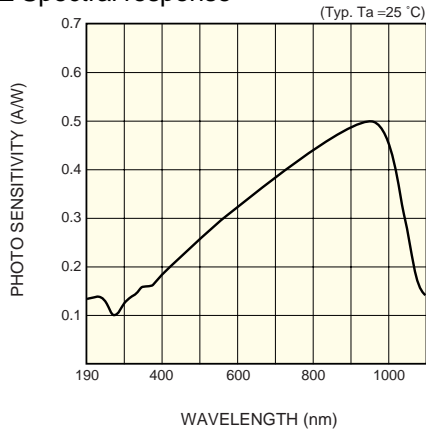
Type No.	Spectral response range λ (nm)	Peak sensitivity wavelength λ_p (nm)	Photo sensitivity S (A/W)		Dark current I_D		Temp. coefficient of I_D T_{CID} (times/°C)	Cut-off frequency f_c (MHz)	Terminal capacitance C_t (pF)	NEP $\lambda=\lambda_p$ (W/Hz ^{1/2})
			λ_p	He-Ne Laser 633 nm	Typ. (nA)	Max. (nA)				
S1722-02	190 to 1100	960	0.5	0.33	0.1 *2	30 *2	1.15	60 *2	10 *2	1.1×10^{-14} *2
S1723-05					0.4 *3	10 *3		15 *3	100 *3	2.3×10^{-14} *3

*1: Window material Q: Quartz glass

*2: $V_R=100$ V

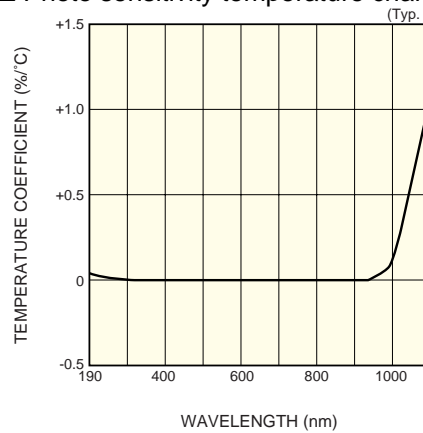
*3: $V_R=30$ V

■ Spectral response



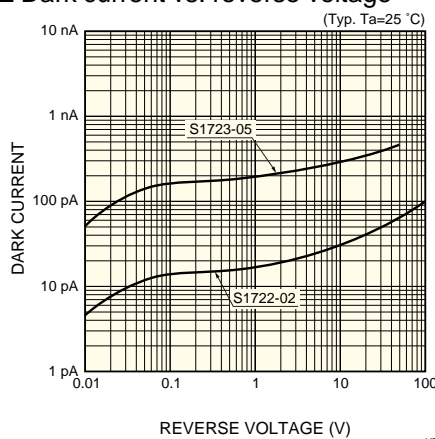
KPINB0181EA

■ Photo sensitivity temperature characteristic



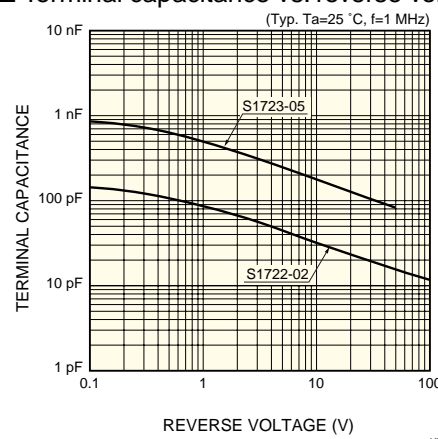
KPINB0182EA

■ Dark current vs. reverse voltage



KPINB0183EA

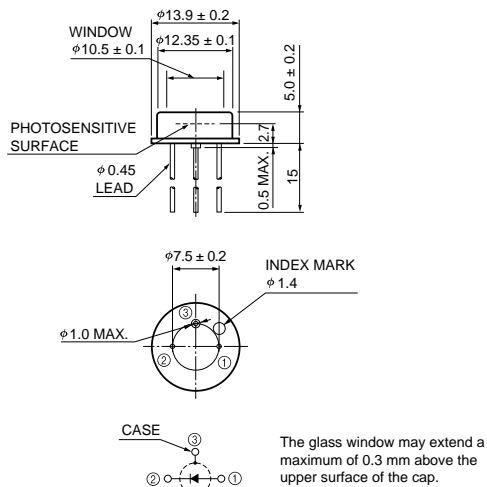
■ Terminal capacitance vs. reverse voltage



KPINB0184EA

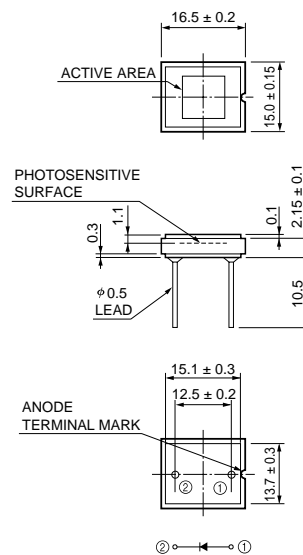
■ Dimensional outlines (unit: mm)

① S1722-02



KPINA0027EC

② S1723-05



KPINA0077EA

HAMAMATSU

Information furnished by HAMAMATSU is believed to be reliable. However, no responsibility is assumed for possible inaccuracies or omissions. Specifications are subject to change without notice. No patent rights are granted to any of the circuits described herein. ©2006 Hamamatsu Photonics K.K.

HAMAMATSU PHOTONICS K.K., Solid State Division

1126-1 Ichino-cho, Higashi-ku, Hamamatsu City, 435-8558 Japan, Telephone: (81) 53-434-3311, Fax: (81) 53-434-5184, www.hamamatsu.com

U.S.A.: Hamamatsu Corporation, 360 Foothill Road, P.O. Box 6910, Bridgewater, N.J. 08807-0910, U.S.A., Telephone: (1) 908-231-0960, Fax: (1) 908-231-1218

Germany: Hamamatsu Photonics Deutschland GmbH, Arzbergerstr. 10, D-82211 Herrsching am Ammersee, Germany, Telephone: (49) 08152-3750, Fax: (49) 08152-2658

France: Hamamatsu Photonics France S.A.R.L.: 19, Rue du Saule Traipu, Parc du Moulin de Massy, 91882 Massy Cedex, France, Telephone: 33-(1) 69 53 71 00, Fax: 33-(1) 69 53 71 10

United Kingdom: Hamamatsu Photonics UK Limited, 2 Howard Court, 10 Tewin Road, Welwyn Garden City, Hertfordshire AL7 1BW, United Kingdom, Telephone: (44) 1707-294888, Fax: (44) 1707-325777

North Europe: Hamamatsu Photonics Norden AB, Smidesvägen 12, SE-171 41 Solna, Sweden, Telephone: (46) 8-509-031-00, Fax: (46) 8-509-031-01

Italy: Hamamatsu Photonics Italia S.R.L.: Strada della Moia, 1/E, 20020 Arese, (Milano), Italy, Telephone: (39) 02-935-81-733, Fax: (39) 02-935-81-741