



# DATA SHEET

## SB220~SB2100

### SCHOTTKY BARRIER RECTIFIERS

**VOLTAGE** 20 to 100 Volts **CURRENT** 2.0 Amperes

**DO-15**

Unit: inch(mm)

#### FEATURES

- Plastic package has Underwriters Laboratory Flammability Classification 94V-O utilizing Flame Retardant Epoxy Molding Compound.
- Exceeds environmental standards of MIL-S-19500/228
- For use in low voltage, high frequency inverters, free wheeling, and polarity protection applications.
- Pb free product are available : 99% Sn above can meet Rohs environment substance directive request

#### MECHANICAL DATA

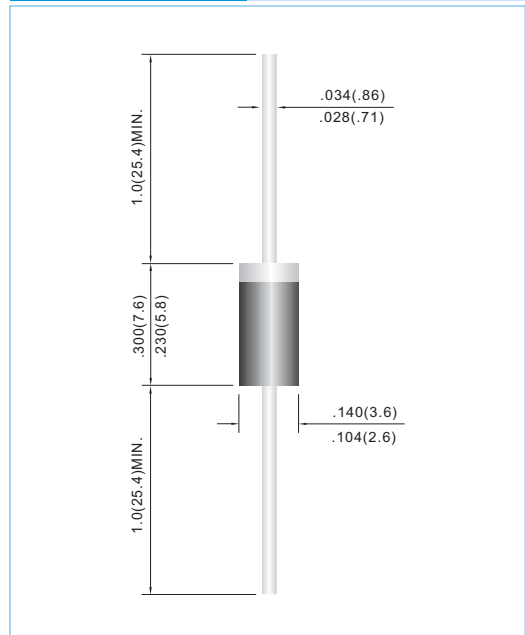
Case: DO-15 Molded plastic

Terminals: Axial leads, solderable per MIL-STD-202G, Method 208

Polarity: Color band denotes cathode

Mounting Position: Any

Weight: 0.015 ounces, 0.4grams



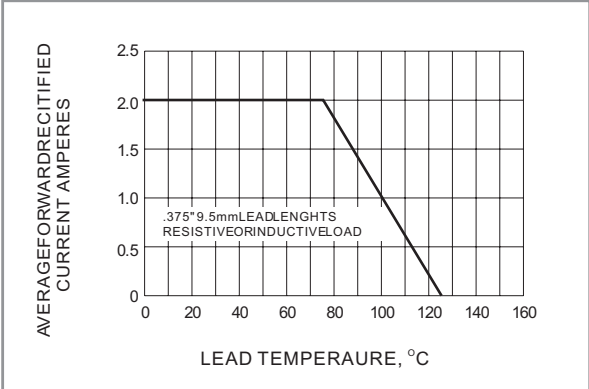
#### MAXIMUM RATINGS AND ELECTRICAL CHARACTERISTICS

Ratings at 25°C ambient temperature unless otherwise specified. Single phase, half wave, 60 Hz, resistive or inductive load.

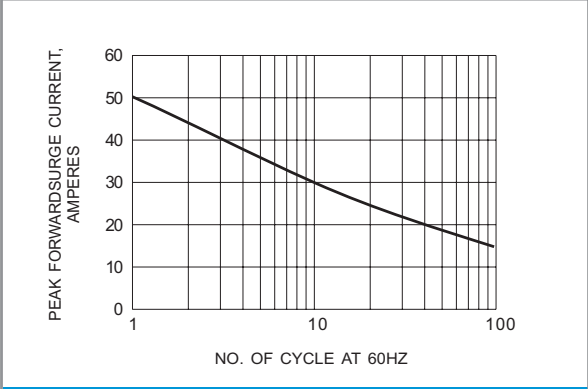
PARAMETER	SYMBOL	SB220	SB230	SB240	SB250	SB260	SB280	SB2100	UNITS
Maximum Recurrent Peak Reverse Voltage	$V_{RRM}$	20	30	40	50	60	80	100	V
Maximum RMS Voltage	$V_{RMS}$	14	21	28	35	42	56	70	V
Maximum DC Blocking Voltage	$V_{DC}$	20	30	40	50	60	80	100	V
Maximum Average Forward Rectified Current .375" (9.5mm) lead length at $T_A = 75^\circ C$	$I_{AV}$	2.0							A
Peak Forward Surge Current : 8.3ms single half sine-wave superimposed on rated load (JEDEC method)	$I_{FSM}$	50							A
Maximum Forward Voltage at 2.0A	$V_F$	0.50			0.70		0.85		V
Maximum DC Reverse Current at $T_A = 25^\circ C$ Rated DC Blocking Voltage $T_A = 100^\circ C$	$I_R$	0.5 20							mA
Maximum Thermal Resistance	$R_{\theta JA}$	35							$^\circ C / W$
Operating Junction Temperature Rang	$T_J$	-50 TO +125							$^\circ C$
Storage Temperature Rang	$T_{STG}$	-50 TO +150							$^\circ C$



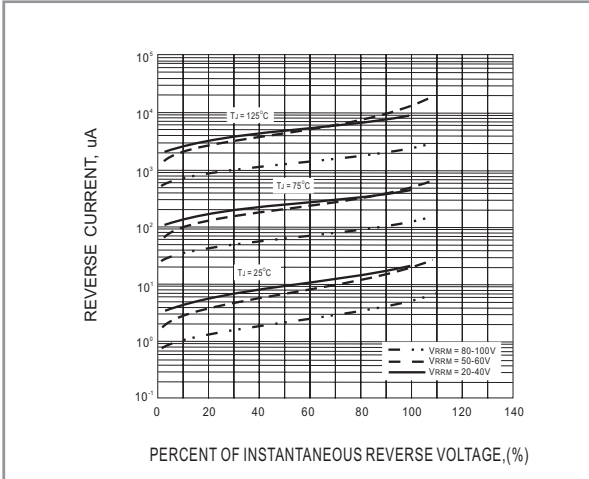
**RATING AND CHARACTERISTIC CURVES**



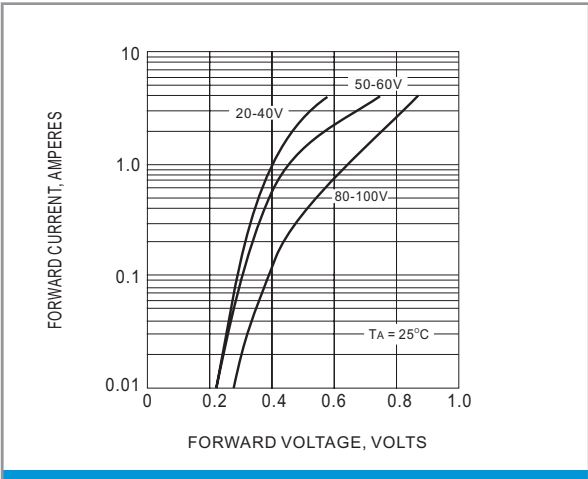
**Fig.1- FORWARD CURRENT DERATING CURVE**



**Fig.2- MAXIMUM NON-REPETITIVE PEAK FORWARD SURGE CURRENT**



**Fig.3- TYPICAL REVERSE CHARACTERISTIC**



**Fig.4- TYPICAL INSTANTANEOUS FORWARD CHARACTERISTIC**