

# TMX TA02

SAW Bandpass Filter – DVB-C - RF  
Preliminary Specification (Rev 1)

---

▣ Features.....	P01
▣ Package Drawing & Pin out.....	P01
▣ Technical Characteristics .....	P02
▣ Matching Network .....	P02
▣ Nominal Response.....	P03
▣ Maximum Ratings.....	P04
▣ Marking & Packaging .....	P04

# TMX TA02

## SAW Bandpass Filter – DVB-C - RF

Preliminary Specification (Rev.1)- RF

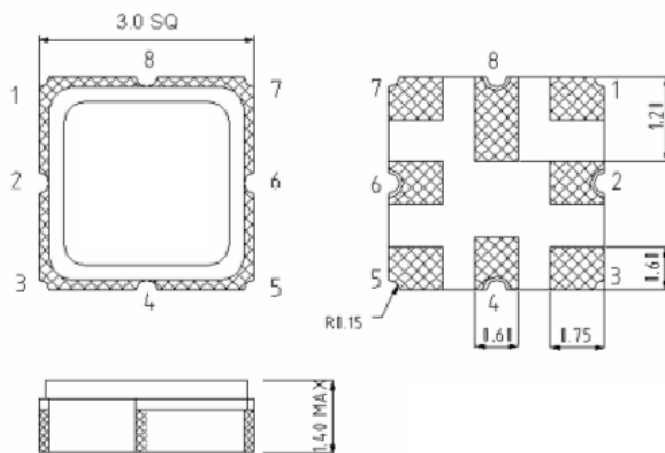
January 09<sup>th</sup>, 2006

### Features

- ❑ RFSAW Filter for DVB-C
- ❑ 1120 MHz Center Frequency
- ❑ 32 MHz useable Passband
- ❑ 200 Ohms Balance Configuration
- ❑ Ceramic package for Surface Mounted Technology

### Package Drawing & Pin out

The product is in conformance with the European RoHs Regulation 2002/95.



Pin Configuration	
Input	1
Input return	2
Output	5
Output return	6
To be ground	3, 4, 7, 8

# TMX TA02

## SAW Bandpass Filter – DVB-C - RF

Preliminary Specification (Rev.1)- RF

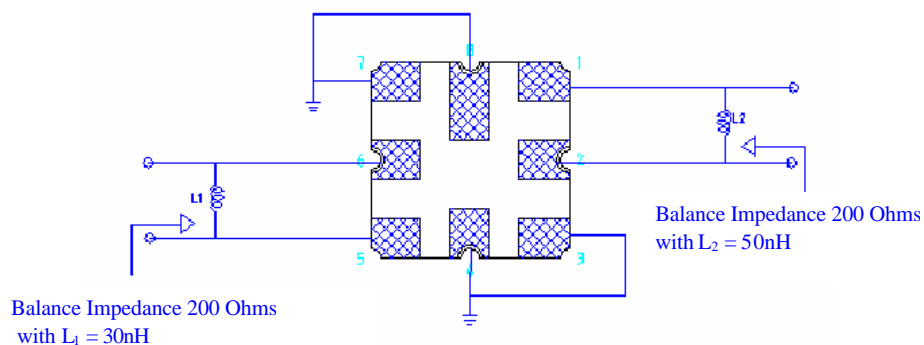
January 09<sup>th</sup>, 2006

### Technical Characteristics

Reference Temperature : +25°C

Electrical Parameters	Unit	Minimum	Typical <sup>(1)</sup>	Maximum
Source Impedance (balance)	Ohms	-	200	-
Load Impedance (balance)	Ohms	-	200	-
Center Frequency $f_c$	MHz	-	1120	-
Bandwidth	MHz	32	-	-
<b>Absolute Attenuation</b>				
0 MHz to 1048 MHz	dB	50	55	-
1048 MHz to 1064 MHz	dB	40	60	-
1064 MHz to 1070 MHz	dB	10	50	-
1166 MHz to 1176 MHz	dB	10	32	-
1176 MHz to 1191 MHz	dB	25	40	-
1191 MHz to 1222 MHz	dB	43	56	-
1222 MHz to 3120 MHz	dB	40	60	-
Insertion Loss within 1104 MHz ~ 1136 MHz	dB	-	3.9	4.9
Ripple within 1104 MHz ~ 1136 MHz	dB	-	0.8	1.5
Group Delay (p-p) within 1104 MHz ~ 1136 MHz	ns	-	9	15

### Matching Network



# TMX TA02

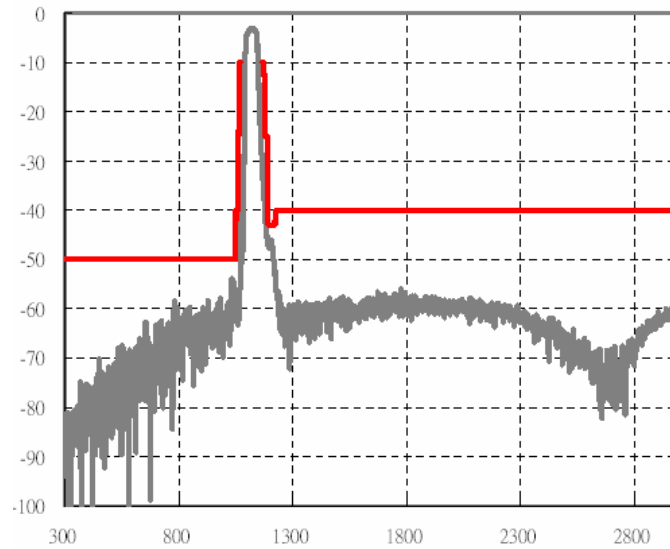
## SAW Bandpass Filter – DVB-C - RF

Preliminary Specification (Rev.1)- RF

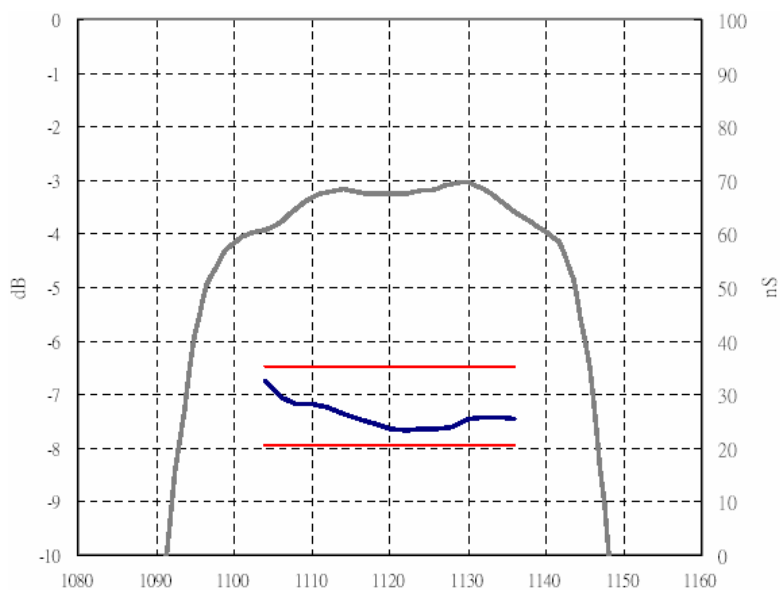
January 09<sup>th</sup>, 2006

**Nominal Frequency Response**

**Frequency Response**



**Frequency Response**



# TMX TA02

## SAW Bandpass Filter – DVB-C - RF

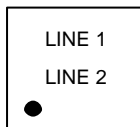
Preliminary Specification (Rev.1)- RF

January 09<sup>th</sup>, 2006

### Maximum Ratings

Storage Temperature Range	°C	[-10°C ; +85°C]
Operable temperature Range	°C	[-40°C ; +85°C]

### Marking



Line 1: "NNNN" is the reference to Temex Part number with only the last 4 digits

Line 2: RYWWZZ is the date code as:

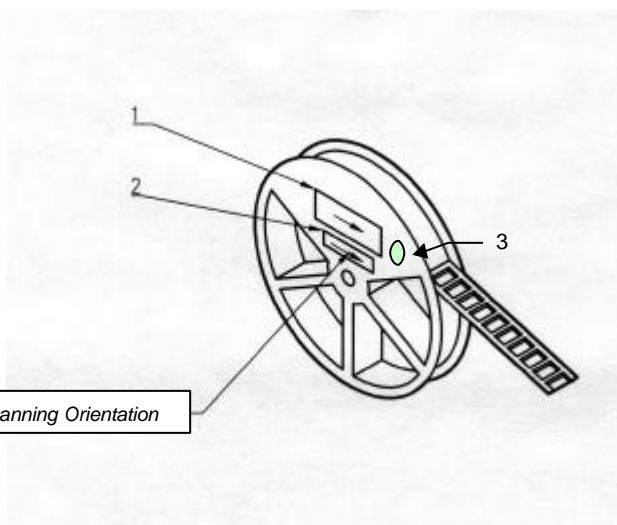
R: Partner identifier.

Y: last digit of the year.

WW: number of week in the year

ZZ: Lot number in the week (from AA to ZZ).

### Packaging



- 1 – Temex Label
- 2 – ESD Prevention Label
- 3 – Pb Free Label