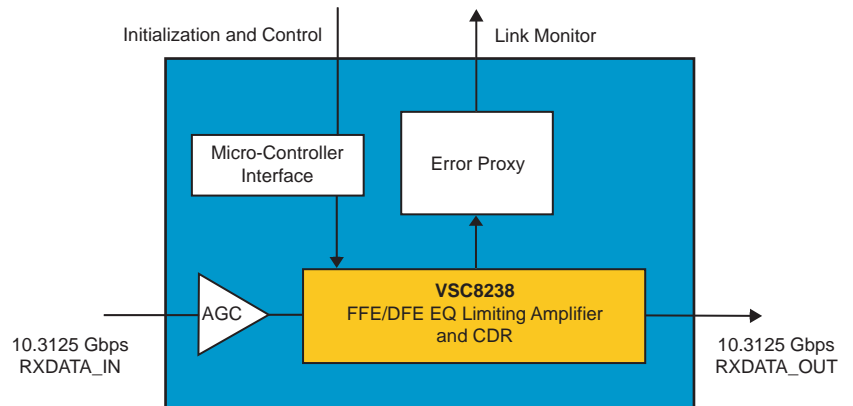


VSC8238

10.3125 Gbps Advanced Electronic Equalization with Limiting Amplifier, and Clock and Data Recovery



BLOCK DIAGRAM:



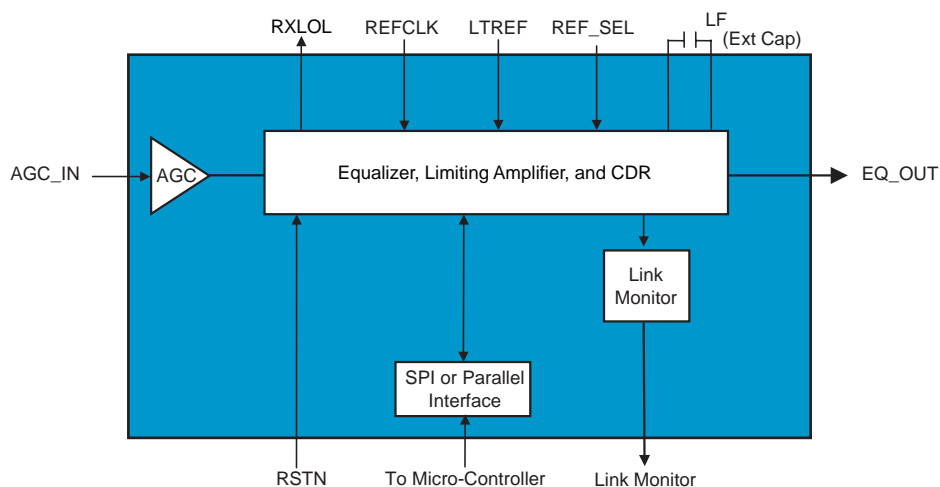
FEATURES:

- ▶ Multitap FFE and DFE filter
- ▶ Integrated CDR and XFI output driver
- ▶ Integrated AGC and offset controls

BENEFITS:

- ▶ Provides superior modal dispersion compensation and exceeds 10GBASE-LRM specifications
- ▶ Provides XFP-compatible Rx CDR for XPF LRM module applications
- ▶ Provides robust handling of wide TIA input signal range and duty cycle conditions

FUNCTIONAL BLOCK DIAGRAM:



APPLICATIONS:

- ▶ XENPAK/X2 10GBASE-LRM module applications
- ▶ XFP 10GBASE-LRM module applications

VSC8238

10.3125 Gbps Advanced Electronic Equalization with Limiting Amplifier, and Clock and Data Recovery

GENERAL DESCRIPTION:

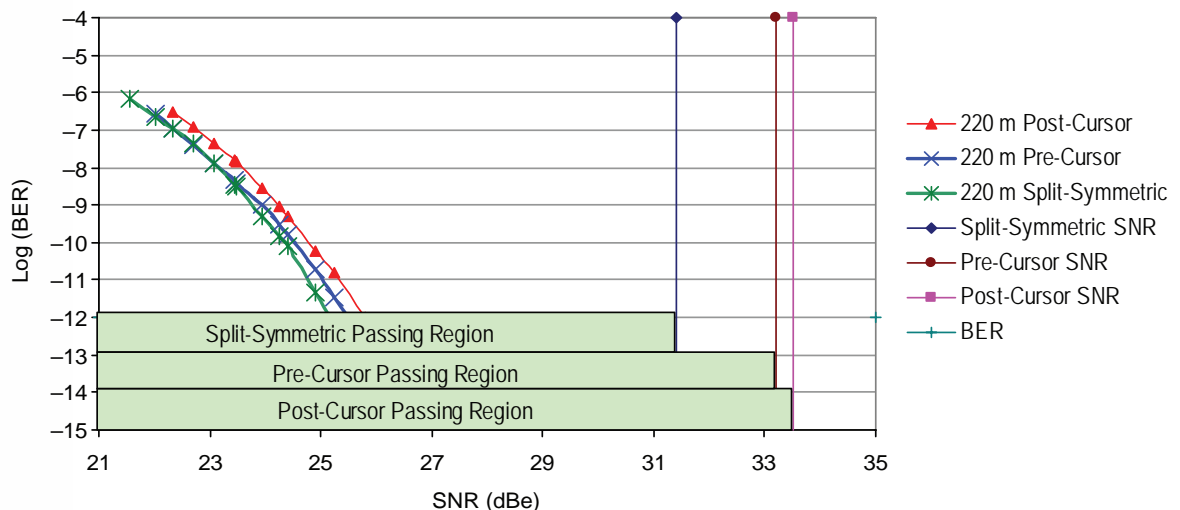


The VSC8238 device is a compact, fully integrated electronic dispersion compensator (EDC) and provides clock and data recovery (CDR) unit incorporating a sophisticated feed-forward equalization (FFE) and decision feedback equalization (DFE) architecture. The device is designed to operate at 10.3125 Gbps for use in 10GBASE-LRM Ethernet applications. The receive chain within the VSC8238 device incorporates a low-noise automatic gain-controlled amplifier, a high-speed adaptive

equalizer with linear and nonlinear compensation, a jitter-tolerant clock and data recovery, and a precision-limiting amplifier. The 10.3125 Gbps output signal is XFI-compliant. The equalizer implementation provides a high level of signal impairment compensation to ensure a robust LRM link. It also provides the adequate performance margin needed for demanding multimode fiber applications. The VSC8238 device is the only EDC on the market meeting the LX-4 compliant performance to enable 10 GbE transmission up to 300 meters on 99% of the installed FDDI fiber base.

VSC8238 STRESSOR ELECTRICAL PERFORMANCE:

IEEE802.3aq/D3.1 220 m post-cursor, pre-cursor, and split-symmetric stressor performance as a function of log BER versus SNR (nominal conditions, input: ~400 mV differential)



SPECIFICATIONS:

- ▶ Exceeds IEEE 802.3aq Draft 4.0 specifications for 10GBASE-LRM performance
- ▶ Passes the following LRM stressor tests:
 - Split-symmetric 4.75 dB PIE-D stressor (300 m)
 - Post-cursor 4.56 dB PIE-D stressor (300 m)
 - Pre-cursor 4.48 dB PIE-D stressor (300 m)

Trademarks™

Vitesse, ASIC-Friendly, FibreTimer, TimeStream, Snoop Loop, Super FEC, FOCUSConnect, Meigs-II, Meigs-Ile, Lansing, Campbell-I, Barrington, PaceMaker, HOVCAT48, HOVCAT48e, HOVCAT192, HOVCAT192e, Micro PHY, FOCUS32, FOCUS16, IQ2200, NexSAS, VersaCAT, GigaStream, HawX, SparX, StaX, VstaX, SimpliPHY, VeriPHY, ActiPHY, XFP PRO, SFP PRO, Smart-LINK, OctalMAC, EQ Technology are trademarks in the United States and/or other jurisdictions of Vitesse Semiconductor Corporation. All other trademarks or registered trademarks mentioned herein are the property of their respective holders.

Copyright © 2006

Vitesse Semiconductor Corporation ("Vitesse") retains the right to make changes to its products or specifications to improve performance, reliability or manufacturability. All information in this document, including descriptions of features, functions, performance, technical specifications and availability, is subject to change without notice at any time. While the information furnished herein is held to be accurate and reliable, no responsibility will be assumed by Vitesse for its use. Furthermore, the information contained herein does not convey to the purchaser of microelectronic devices any license under the patent right of any manufacturer.

741 Calle Plano
Camarillo, CA 93012, USA
Tel: +1 805.388.3700
Fax: +1 805.987.5896
www.vitesse.com
sales@vitesse.com