


0.5 mm-pitch ZIF-Slide Type

XF2J

Top-entry ZIF Connector

- Slider achieves secure locking.
- Low-profile, protruding only 4.15 mm on the PCB.
- Adhesion face on top of the connector suits automatic mounting.



Specifications

Rated current	0.5A
Rated voltage	50 VDC
Contact resistance	30 mΩ max. (max. 20 mV, max. 100 mA)
Insulation resistance	100 MΩ min. (at 100 VDC)
Withstand voltage	250 VAC 1 min. (leakage current: 1 mA max.)
Insertion tolerance	30 times
Ambient temperature	-30 to +85°C (No condensation at low temperatures.)

Materials/Finish

Housing	PA46 resin (UL94V-0)/natural
Slider	PPS resin (UL94V-0)/black
Contact	Copper-alloy/nickel spring substrate (2μm) plated with tin alloy (2μm)
Hold-down	Copper-alloy/copper substrate (2μm) plated with tin alloy (2μm)

Dimensions

XF2J-□□24-11


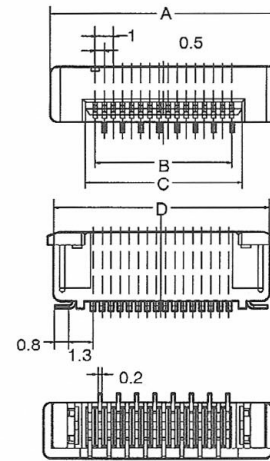
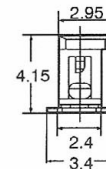
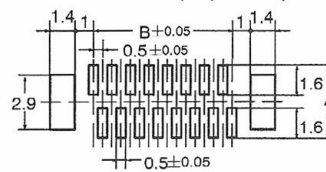


Table of Dimensions

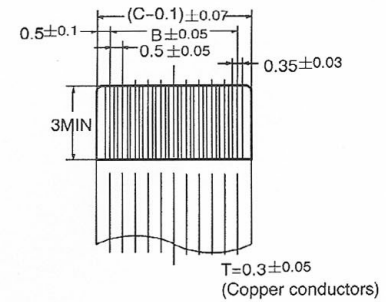
Pole	Model	A	B	C	D
6	XF2J-0624-11	7.5	2.5	3.6	6.9
8	XF2J-0824-11	8.5	3.5	4.6	7.9
10	XF2J-1024-11	9.5	4.5	5.6	8.9
12	XF2J-1224-11	10.5	5.5	6.6	9.9
14	XF2J-1424-11	11.5	6.5	7.6	10.9
16	XF2J-1624-11	12.5	7.5	8.6	11.9
18	XF2J-1824-11	13.5	8.5	9.6	12.9
20	XF2J-2024-11	14.5	9.5	10.6	13.9
22	XF2J-2224-11	15.5	10.5	11.6	14.9
24	XF2J-2424-11	16.5	11.5	12.6	15.9
26	XF2J-2624-11	17.5	12.5	13.6	16.9
28	XF2J-2824-11	18.5	13.5	14.6	17.9
30	XF2J-3024-11	19.5	14.5	15.6	18.9



Printed Circuit Board Matching Dimensions (Top View)



Applicable FPC Dimensions



Ordering Information

Poles	Model	Quantity per reel*
6	XF2J-0624-11	1,000
8	XF2J-0824-11	
10	XF2J-1024-11	
12	XF2J-1224-11	
14	XF2J-1424-11	
16	XF2J-1624-11	
18	XF2J-1824-11	
20	XF2J-2024-11	
22	XF2J-2224-11	
24	XF2J-2424-11	
26	XF2J-2624-11	
28	XF2J-2824-11	
30	XF2J-3024-11	

*Order an integer multiple of the quantity per reel.