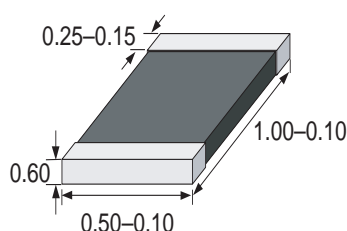


TVS 0402 SMD

This product is not recommended for new designs. Please refer to Littelfuse series MLA.



Dimensions (mm)



Multilayer Ceramic Transient Voltage Suppressor Low Capacity

Features

Thin layer, high precise techniques
Lead free
Bi-directional clamping
Standard and low capacity
Available with Nickel/Tin end termination

Applications

Circuit board and ESD, EFT

Protection of:

- I/O ports
- Keyboards
- LCD's
- Sensors

WebLinks

Further info see:

www.wickmanngroup.com

Further technical info see technical varistor file:

www.wickmanngroup.com/download/techvaristor.pdf

Specifications

Packaging

Tape and Reel
T 7 inch reel (10.000 pcs.)

Material

Body: Ceramic (ZnO)
Terminals: Ni/Sn plated (code "P")
Ag/Pt/Pd non plated (code "N" on request)

Operating Temperature

-55 to +125°C

Solderability

acc. to IEC 60068-2-58
235°C, 2s

Soldering Heat Resistance

260°C, 10 sec. (IEC 60068-2-58)
280°C, 5 sec. (IEC 60068-2-58)

Response Time

<0.5ns

Temperature coefficient (αV) of clamping voltage (V_c) @ specified test current

<0.01%/°C

Power dissipation

0.05W max.

Standards

IEC 61000-4-2
MIL-STD-883C

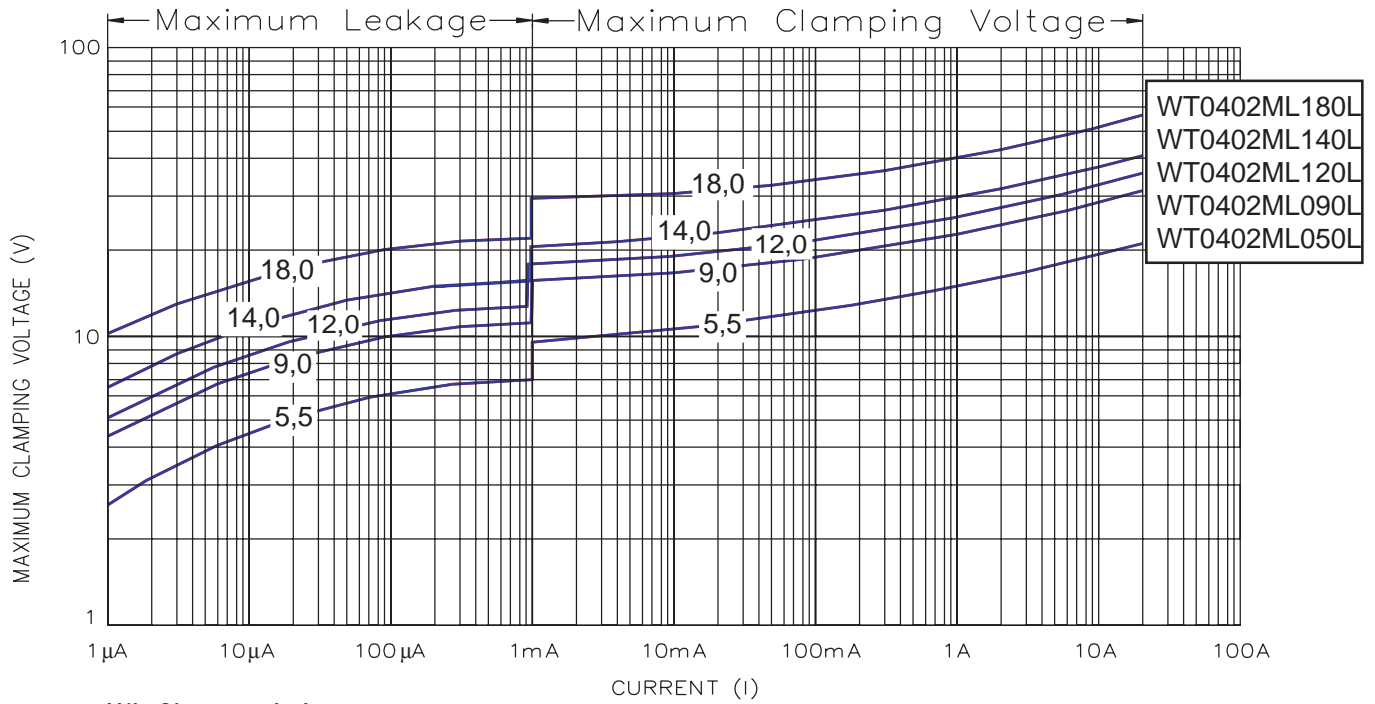
Type	Maximum Ratings (125°C)					Specifications (25°C)				
	max. cont. working voltage		max. non-repetitive surge current (8/20 μs)	max. non-repetitive surge energy (10/1000 μs)	max. clamping voltage at spec. current (8/20 μs)	nominal voltage at 1mA (DC) test current		typ. capacitance		typ. inductance
	V _{M(DC)} (V)	V _{M(AC)} (V)	I _{TM} (A)	W _{TM} (J)	V _c (V@A)	V _{N(DC)min.} (V)	V _{N(DC)max.} (V)	C _{typ.} (pF) 1KHz	C _{typ.} (pF) 1MHz	L _{typ.} (nH)
WT0402ML050L	5,5	4,0	20	0,05	15,5 @ 1	7,1	9,8	330	280	0,8
WT0402ML090L	9,0	6,0	20	0,05	23,0 @ 1	10,0	14,5	230	200	0,8
WT0402ML120L	12,0	9,0	20	0,05	27,0 @ 1	14,0	18,5	180	160	0,8
WT0402ML140L	14,0	11,0	20	0,05	30,0 @ 1	16,0	21,0	160	145	0,8
WT0402ML180L	18,0	14,0	20	0,05	40,0 @ 1	22,0	28,0	95	85	0,8

Order Information

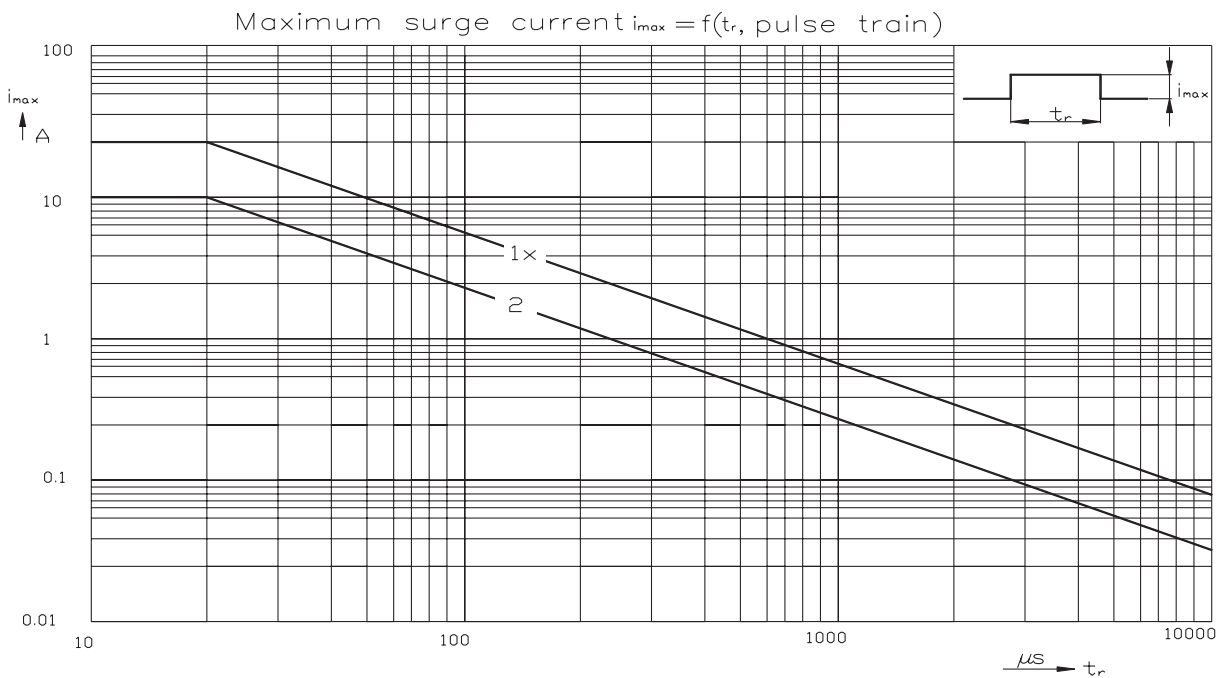
Qty.	Order-Number	Type	Terminal Code	Packaging
		WT0402ML050	L	T

Specifications are subject to change without notice

TVS 0402 SMD



V/I Characteristics



Maximum Surge Current