

PRELIMINARY SPEC

P/N: WP7700C4SEC/J



Technical Data

Features

- * HIGH LUMINANCE OUTPUT.
- * DESIGN FOR HIGH CURRENT OPERATION.
- * SOLDERLESS MOUNTING TECHNIQUE.
- * LOW POWER CONSUMPTION.
- * LOW THERMAL RESISTANCE.
- * LOW PROFILE.
- * PACKAGED IN TUBES FOR USE WITH AUTOMATIC INSERTION EQUIPMENT.
- * RoHS COMPLIANT.

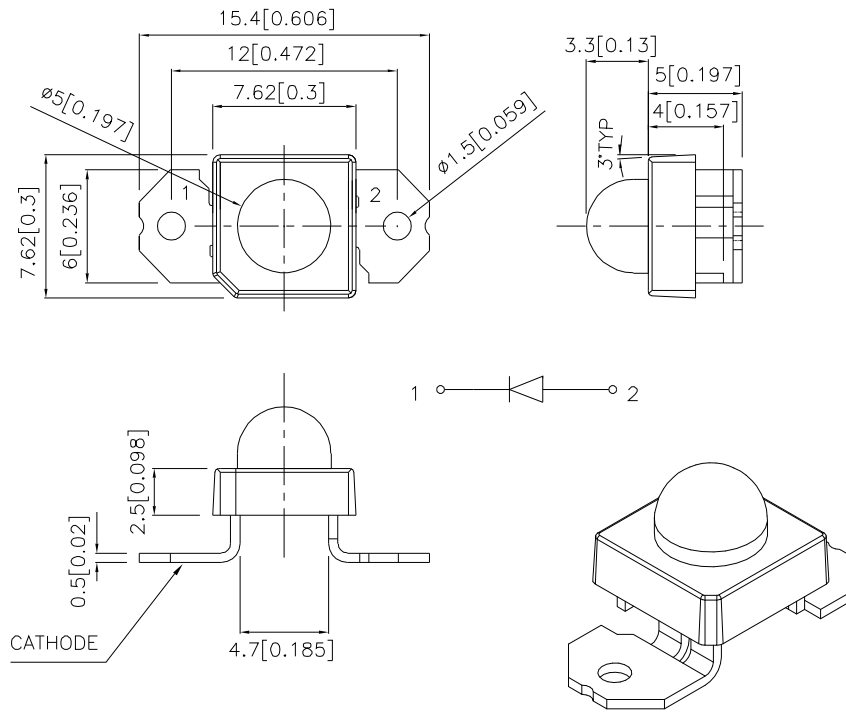
Benefits

- *Rugged Lighting Products.
- *Electricity savings.
- *Maintenance savings.
- *Environmental Conformance.

Typical Applications

- *Automotive Exterior Lighting.
- *Solid State Lighting and Signaling.

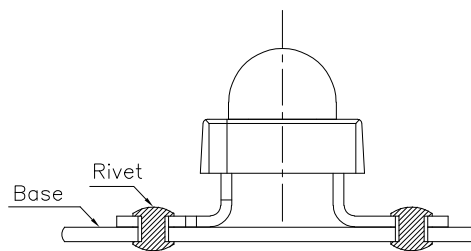
Outline Drawings



Notes:

1. All dimensions are in millimeters (inches).
2. Tolerance is $\pm 0.25(0.01)$ unless otherwise noted.
3. Lead spacing is measured where the leads emerge from the package.
4. Specifications are subject to change without notice.

PATENT PENDING



Absolute Maximum Ratings at TA=25°C

PARAMETER	SE-J	UNITS
DC Forward Current	70	mA
Power dissipation	217	mW
Reverse Voltage	5	V
Operating Temperature	-40 To +85	° C
Storage Temperature	-55 To +85	° C

Selection Guide

Part No.	LED COLOR	Iv(cd) ^[1] @ 70mA		Viewing Angle ^[2]
		Min.	Typ.	2θ1/2 Typ.
WP7700C4SEC/J	TS InGaAlP ORANGE	7.5	18	30°

Notes:

- Luminous intensity is measured with an integrating sphere after the device has stabilized; Luminous intensity / luminous flux: +/-15%.
- θ1/2 is the angle from optical centerline where the luminous intensity is 1/2 the optical centerline value.

Optical Characteristics at TA=25°C

IF=70mA Rθj-a=200°C/W

DEVICE TYPE	PEAK WAVELENGTH λPEAK (nm) TYP.	DOMINANT ^[1] WAVELENGTH λDOM (nm) TYP.	SPECTRAL LINE WAVELENGTH Δλ1/2(nm) TYP.
SE-J	640	630	25

NOTE:

- The dominant wavelength is derived from the CIE Chromaticity Diagram and represents the perceived color of the device.

Electrical Characteristics at TA=25°C

DEVICE TYPE	FORWARD VOLTAGE ^[1] VF(VOLTS) @ IF=70mA			REVERSE CURRENT IR (uA) @ VR=5V	CAPACITANCE C (pF) @ VF=0V F=1MHZ	THERMAL RESISTANCE Rθj-pin °C/W
	MIN.	TYP.	MAX.	MAX.	TYP.	TYP.
SE-J	2.6	2.8	3.1	10	27	125

Note:

- Forward Voltage: +/-0.1V.

Figures

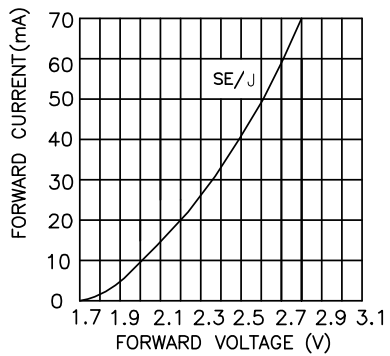
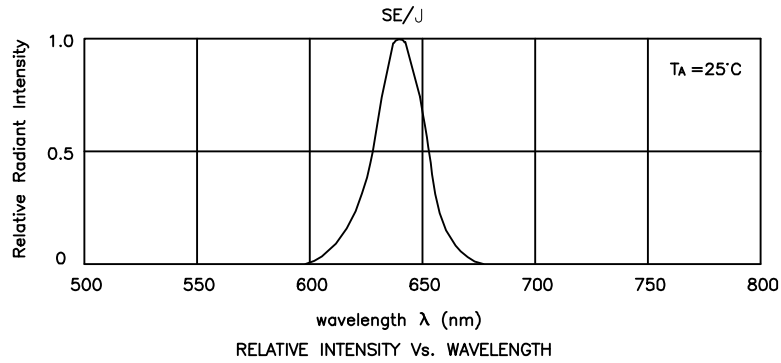


Figure2: FORWARD CURRENT Vs. FORWARD VOLTAGE

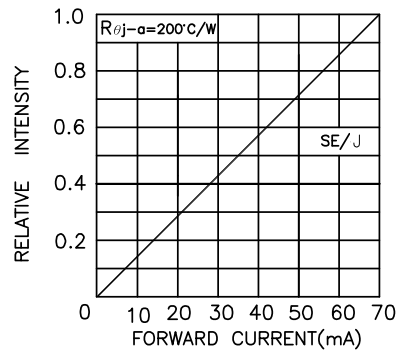


Figure3: RELATIVE INTENSITY Vs. FORWARD CURRENT

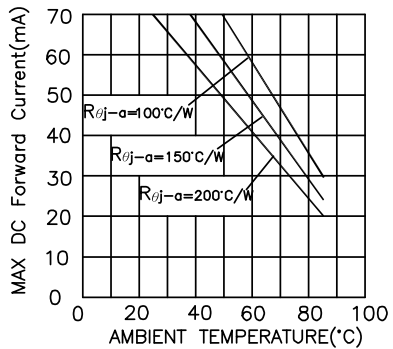


Figure4: SE-J
 MAX DC FORWARD CURRENT Vs AMBIENT TEMPERATURE

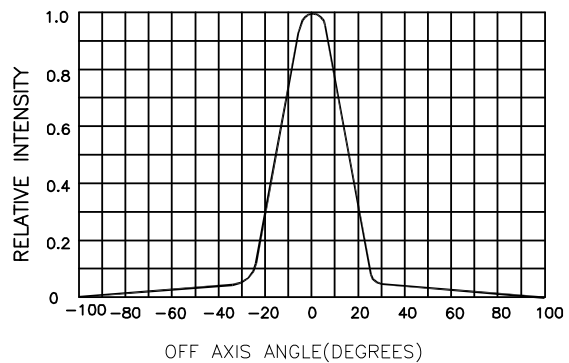
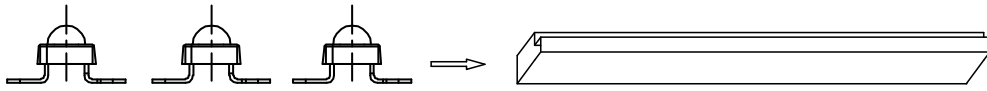



Figure5: W7678C2SEC/H RELATIVE INTENSITY VS OFF AXIS ANGLE

PACKING & LABEL SPECIFICATIONS


WP7700C4SEC/J




65PCS / IC TUBE



650pcs / 10pcs IC TUBE



20.8 K / 6# BOX

Kingbright				
Q.C.	<table border="1"> <tr> <td style="text-align: center;">QC</td> </tr> <tr> <td style="text-align: center;">xxx xx xxxx</td> </tr> <tr> <td style="text-align: center;">PASSED</td> </tr> </table>	QC	xxx xx xxxx	PASSED
QC				
xxx xx xxxx				
PASSED				
TYPE NO : WP7700C4XXX				
QUANTITY : 650 pcs				
S/N : XX	CODE: XX			
LOT NO : 				
MADE IN CHINA	RoHS Compliant			