

Part Number: WP76761CSYC SUPER BRIGHT YELLOW

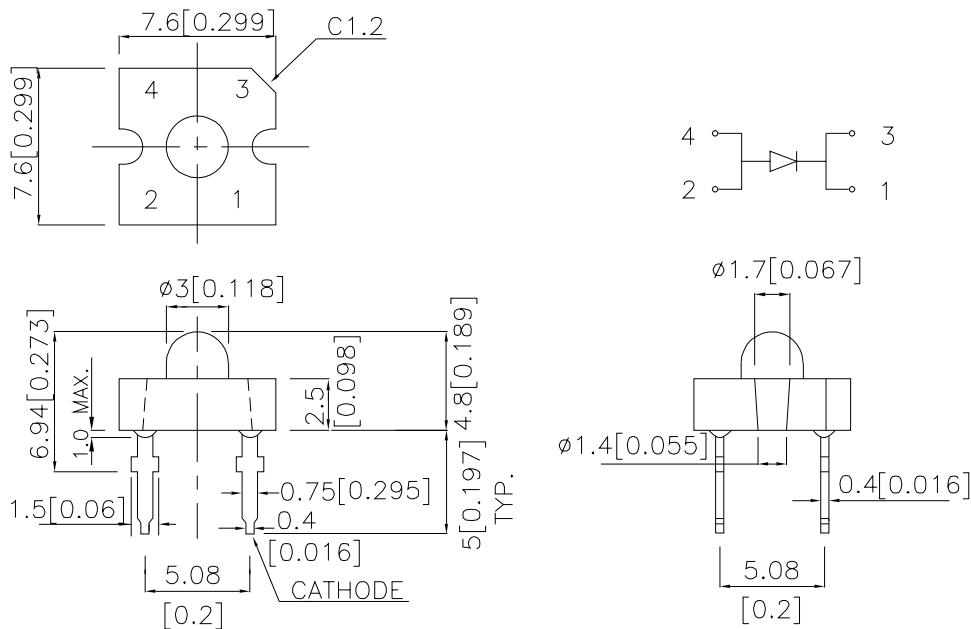
Features

- SUPER FLUX OUTPUT.
- DESIGN FOR HIGH CURRENT OPERATION.
- OUTSTANDING MATERIAL EFFICIENCY.
- RELIABLE AND RUGGED.
- RoHS COMPLIANT.

Description

The Super Bright Yellow device is made with DH InGaAlP (on GaAs substrate) light emitting diode chip.

Package Dimensions



Notes:

1. All dimensions are in millimeters (inches).
2. Tolerance is $\pm 0.25(0.01)$ " unless otherwise noted.
3. Lead spacing is measured where the lead emerge from the package.
4. Specifications are subject to change without notice.

Selection Guide

Part No.	Dice	Lens Type	Iv (mcd) [2] @ 20mA *70mA		Viewing Angle [1]
			Min.	Typ.	2 θ 1/2
WP76761CSYC	SUPER BRIGHT YELLOW (InGaAlP)	WATER CLEAR	380	800	20°
			*1500	*2700	

Notes:

1. θ1/2 is the angle from optical centerline where the luminous intensity is 1/2 the optical centerline value.
2. * Luminous intensity with asterisk is measured at 70mA under 40ms pulse width; Luminous intensity / luminous flux: +/-15%.
3. Drive current between 10mA and 30mA are recommended for long term performance.
4. Operation at current below 10mA is not recommended.

Electrical / Optical Characteristics at TA=25°C

Symbol	Parameter	Device	Min.	Typ.	Max.	Units	Test Conditions
λ _{peak}	Peak Wavelength	Super Bright Yellow		590		nm	I _F =20mA
λ _D [1]	Dominant Wavelength	Super Bright Yellow		588		nm	I _F =20mA
Δλ _{1/2}	Spectral Line Half-width	Super Bright Yellow		28		nm	I _F =20mA
C	Capacitance	Super Bright Yellow		25		pF	V _F =0V;f=1MHz
V _F [2]	Forward Voltage	Super Bright Yellow	1.6		1.8	V	I _F =20mA
			1.8		2.0		
			2.0		2.2		
			2.2		2.4		
			2.4		2.6		
I _R	Reverse Current	Super Bright Yellow			10	uA	V _R = 5V

Notes:

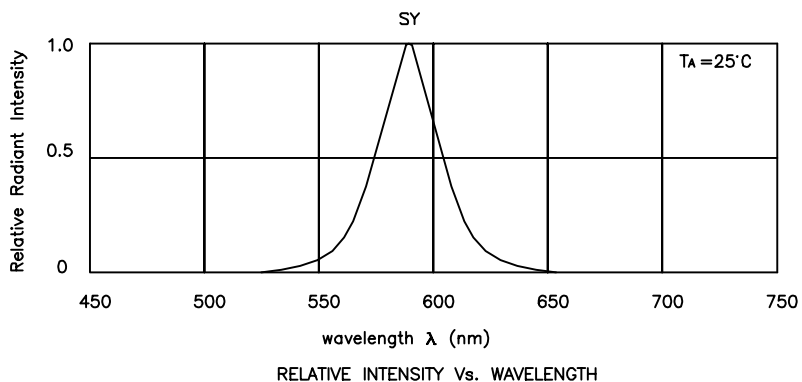
1. Wavelength: +/-1nm.
2. Forward Voltage: +/-0.1V.

Absolute Maximum Ratings at TA=25°C

Parameter	Super Bright Yellow	Units
Power dissipation	75	mW
DC Forward Current	30	mA
Peak Forward Current [1]	150	mA
Reverse Voltage	5	V
Operating / Storage Temperature	-40°C To +85°C	
Lead Solder Temperature [2]	260°C For 3 Seconds	
Lead Solder Temperature [3]	260°C For 5 Seconds	

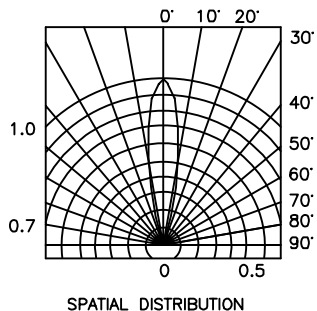
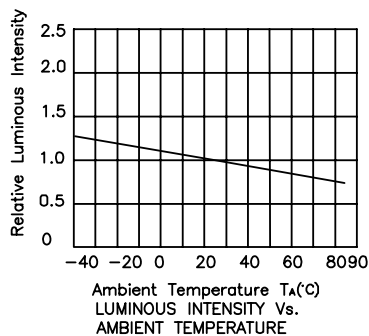
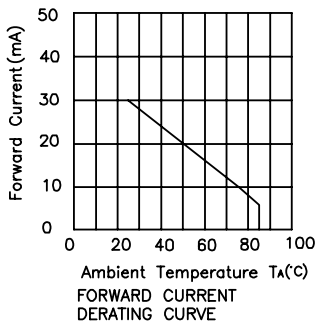
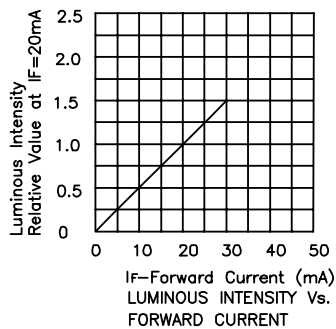
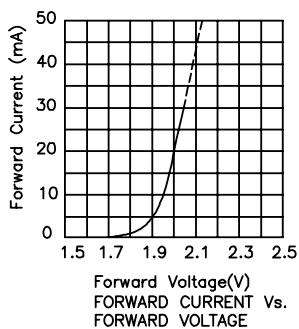
Notes:

1. 1/10 Duty Cycle, 0.1ms Pulse Width.
2. 2mm below package base.
3. 5mm below package base.




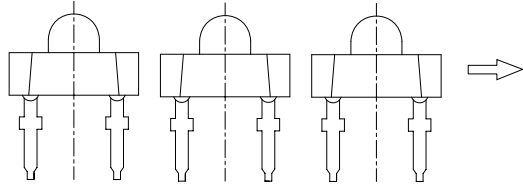
Super Bright Yellow

WP76761CSYC




PACKING & LABEL SPECIFICATIONS

WP76761CSYC



75PCS / IC TUBE



750pcs / 10pcs IC TUBE



OUTSIDE LABEL

24K / BOX

<h2>Kingbright</h2>				
Q.C.	<table border="1" style="margin: auto;"> <tr> <td style="text-align: center;">QC</td> </tr> <tr> <td style="text-align: center;">xxx xx xxxx</td> </tr> <tr> <td style="text-align: center;">PASSED</td> </tr> </table>	QC	xxx xx xxxx	PASSED
QC				
xxx xx xxxx				
PASSED				
TYPE NO : WP76761Cxxx				
QUANTITY : 750 pcs				
S/N : XXX	CODE: XX			
LOT NO : xxxxxxxxxx				
RoHS Compliant				